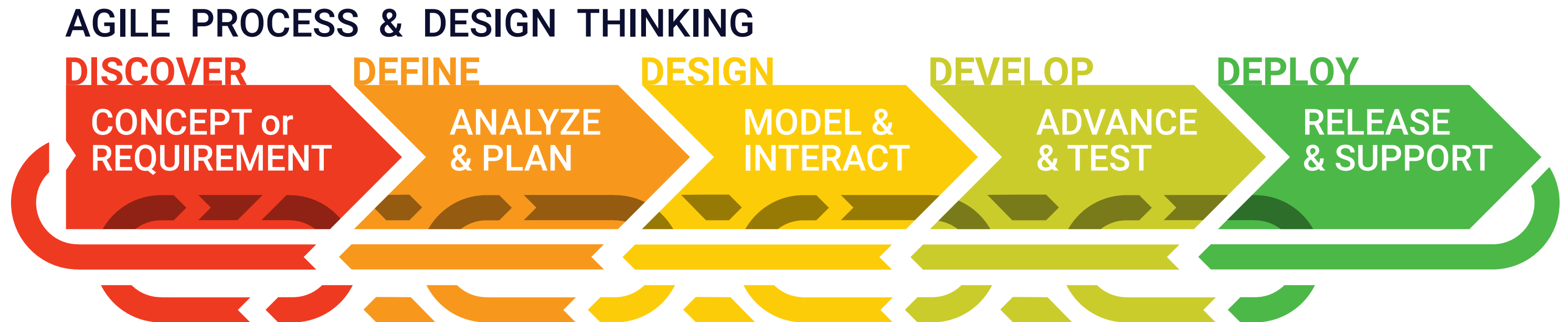




Mobile/IoT
Dev Portal

Case Study

This case study highlights a Cloud Development Mobile and IoT application. This project presented many user challenges.



Overview

Cloud Applications present many challenges. So, the challenge began when I signed up and tried to go through the hurdles of navigation and usability issues. One notable difficulty was scrollable content within a small modal window to follow the onboarding steps. It was not effective.

Initially, it started with empathy for myself, and I did not understand how other users could successfully onboard.

I implemented a UX Design Thinking Agile Process during the whole project where I started with Discover and continued the path along with iterations between various stages.

Stage 1: Discover

The goal of this stage was to understand the users and build empathy by collecting information about the process and interviews.

I started the UX Design Thinking Agile Process by researching the subject. I wanted to familiarize myself with the process of mobile app development. I had conducted user interviews about the onboarding, development & testing process.

Stage 2: Define

The focus of this stage was to accumulate all findings from the Discover stage and organize them to define the core problems with the help of users. So, the first steps are to create Information Architecture, User Personas & Journey.

Information Architecture

You are viewing the lay of the land on all aspects of the application and connecting parts. This is a loose blueprint of the larger structure of everything.

User Personas

I created User Personas to reflect the users of the app coming from different backgrounds, global locations, cultural backgrounds, and different goals.

User Journey

After crafting User Personas, I wanted to iterate a user through the existing onboarding process. So, I tried to find the pain points in this app. As I had been a user of this app, I experienced my pain points and existing users.

Stage 3. Design

This stage is where everything starts coming together. It becomes satisfying when you finally compile and use all the research and other findings in the Design. That's the moment when you realize the value of the study.

Ideate

After gathering information and finding the core problems, it was now time to put the first steps in building the product. It was vital to structure up the app with respect to data distribution across the product. So, I decided to perform some activities which would help to structure and organize the application.

User Flows

This activity was done almost in parallel to the Information Architecture to structure the navigation across different screens of the application. User Flows are the best option to lay down the navigation in the initial, or even later, stages of the project. They help to clarify the smooth navigation between different screens and help to simplify Information Architecture.

With a few iterations and rework, the flow was finalized, and Information Architecture has improved accordingly. Now, as I had a smooth and clear vision of things, it was time to move on to giving it the shape of the app.

Wireframes

Taking one step at a time, I started to move on to wireframes after finalizing sketches. This was the first step to move towards the digital version of the app. The goal was to transform the best Sketches into Wireframes and see how it goes. Find some room for improvements and ways to better organize the app.

Stage 4. Develop

Being paired up with developers and engineers is where the mechanic of this process is assembled and starts to work. Often there are additional ideas on better to improve the experience based on an idea from development. A few key findings are presented hereafter we test, validate, iterate & improve.

Stage 5 Deploy

When the final product is released into the wild, there are opportunities to continue improving the effectiveness and an ongoing relationship for business. Augmentation, enhancements, customer/client requests, customer support, and product spinoff.

Key Takeaways

- Translations: Everything was written in English, and we needed to understand additional languages, and the character counts increased for Asian languages as they tend to be polysyllabic.
- Involve People: Even if you are working as a solo designer, it is beneficial to have a review/feedback with others from time to time. It lets you validate your findings. I value multi-faceted, multi-discipline collaboration with team members.

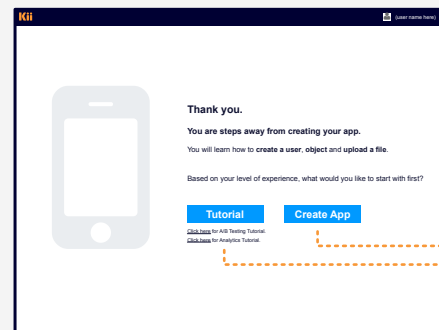
Dev Portal Entry- Flow

Kii.com

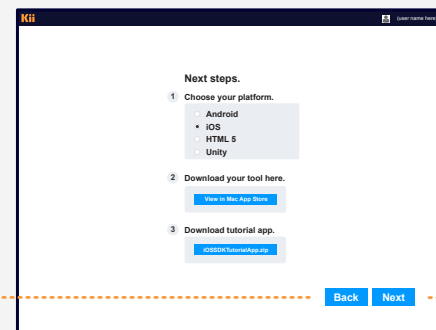
Sign Up

Log In

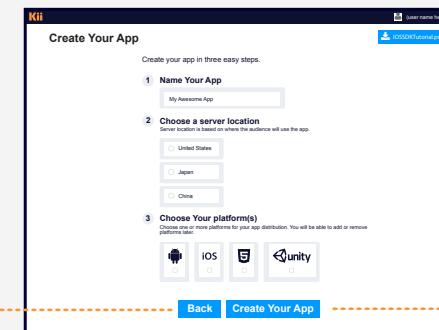
Tutorial



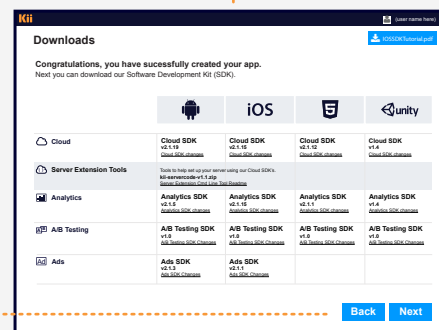
User Gate



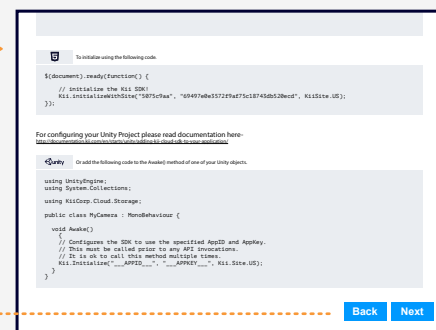
Next Steps




Create App



Downloads

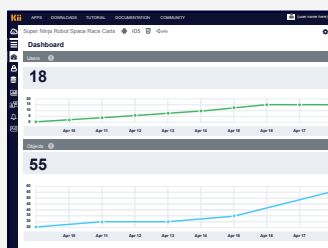


Template & Code

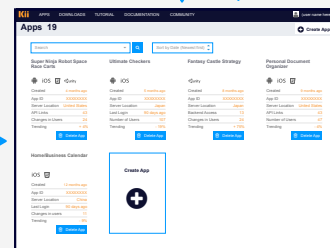


Resources

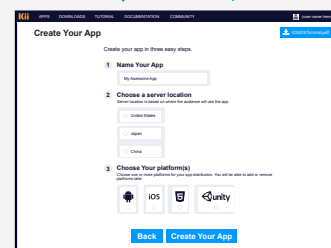
Dev Portal



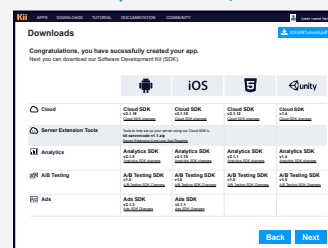
Dashboard



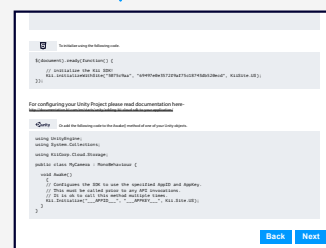
Apps



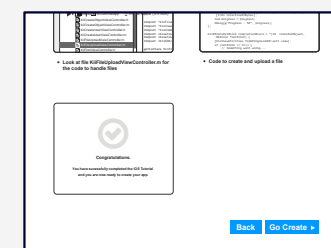
Create App



Downloads



Template & Code



Tutorial

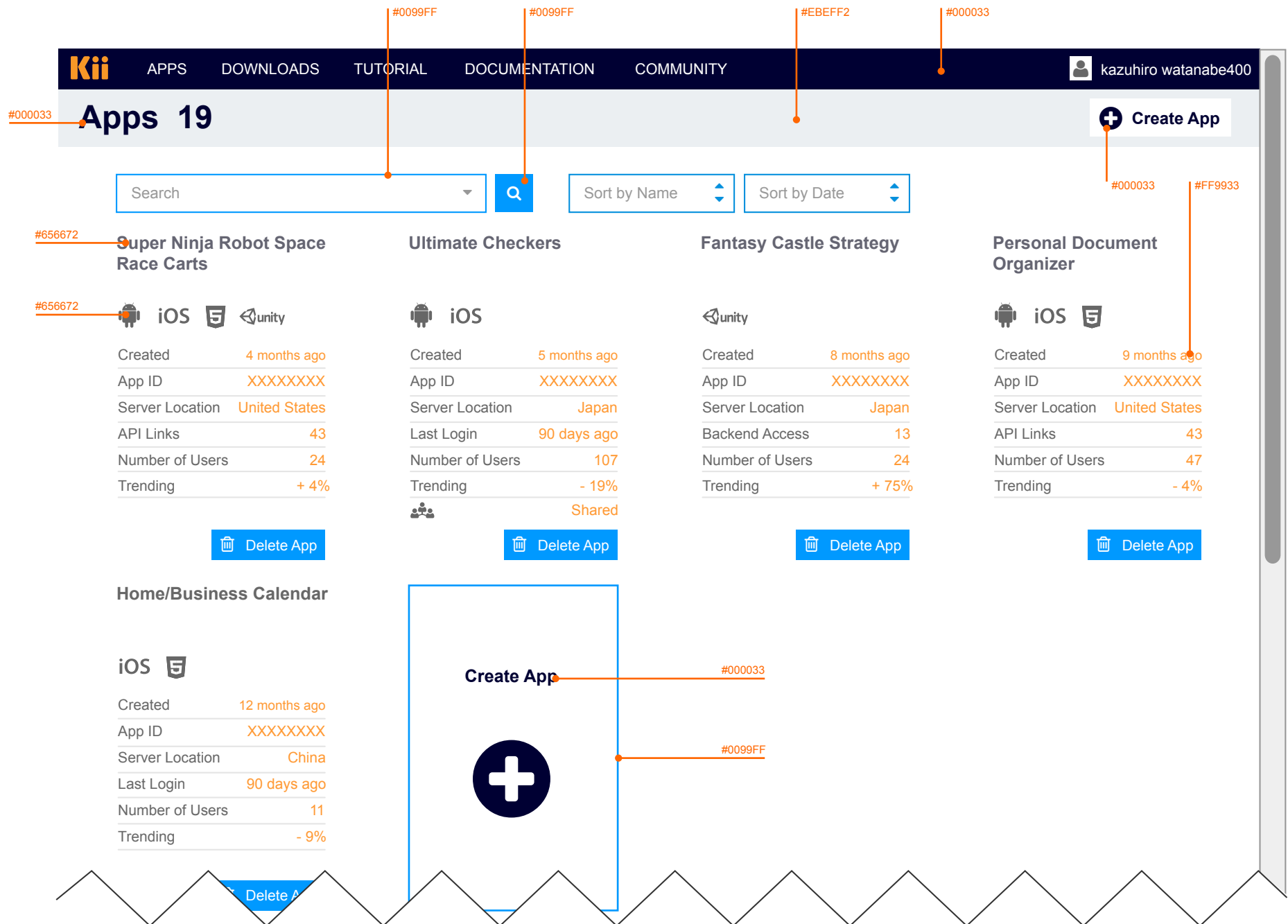


Documentation

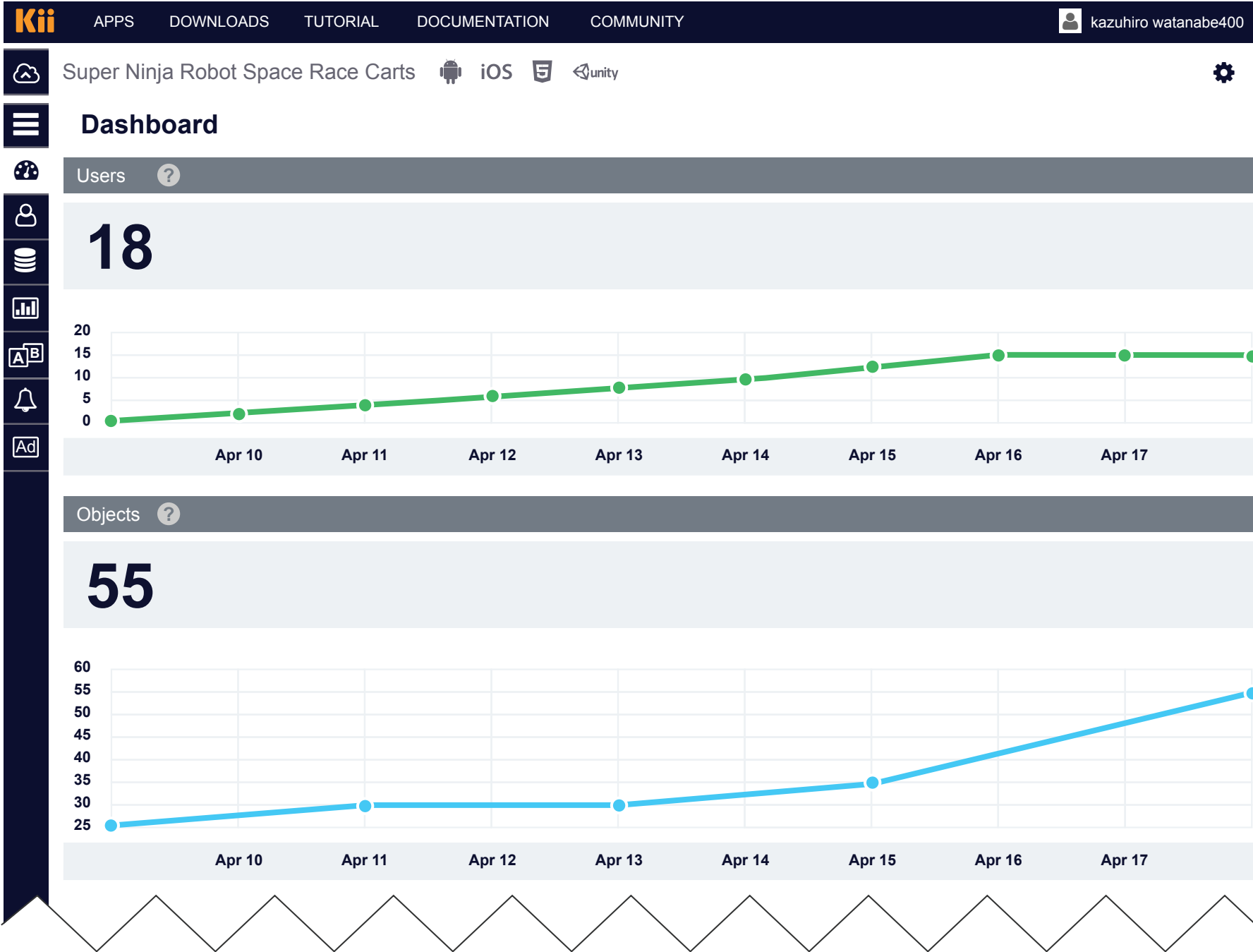


Community

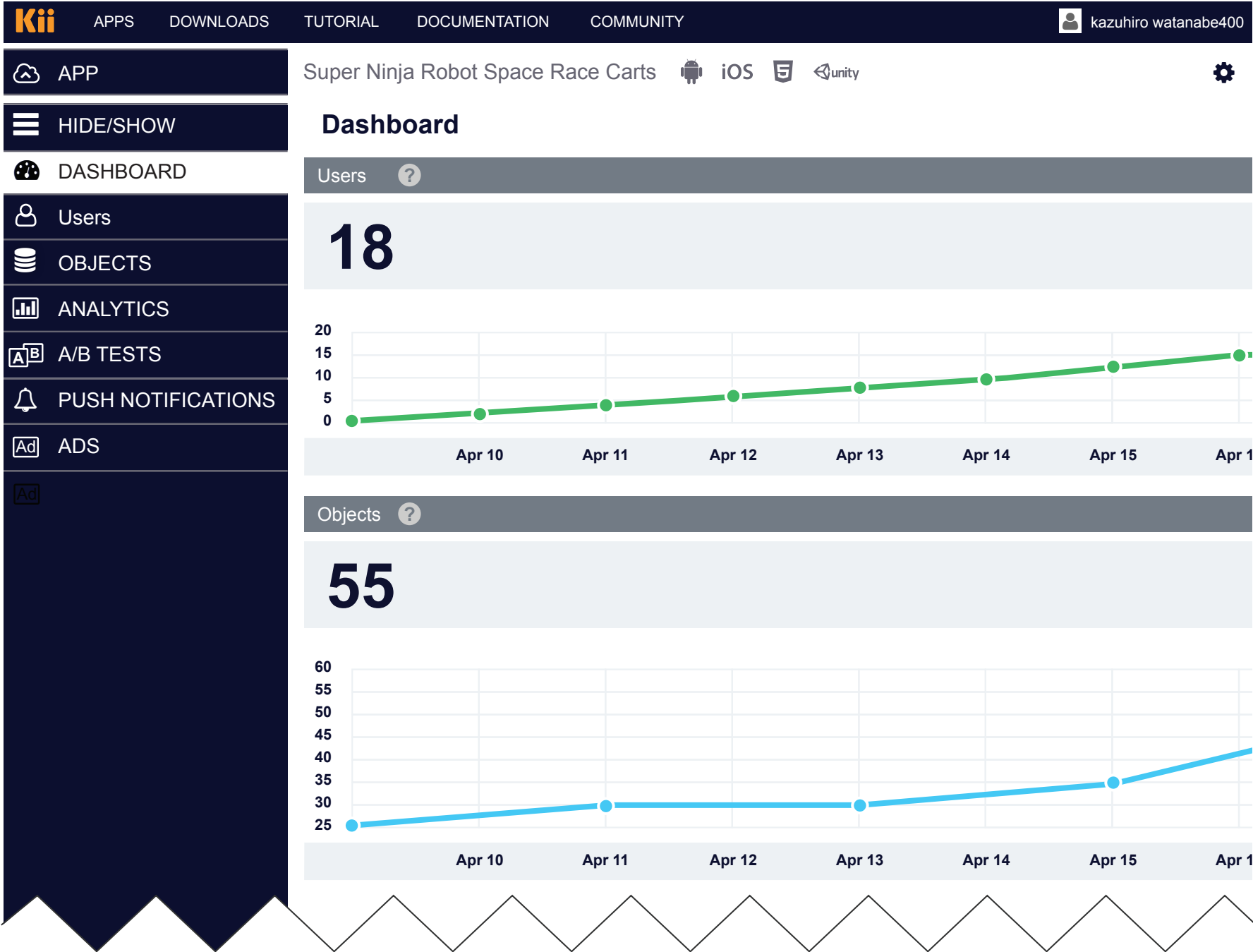
Apps Landing - View



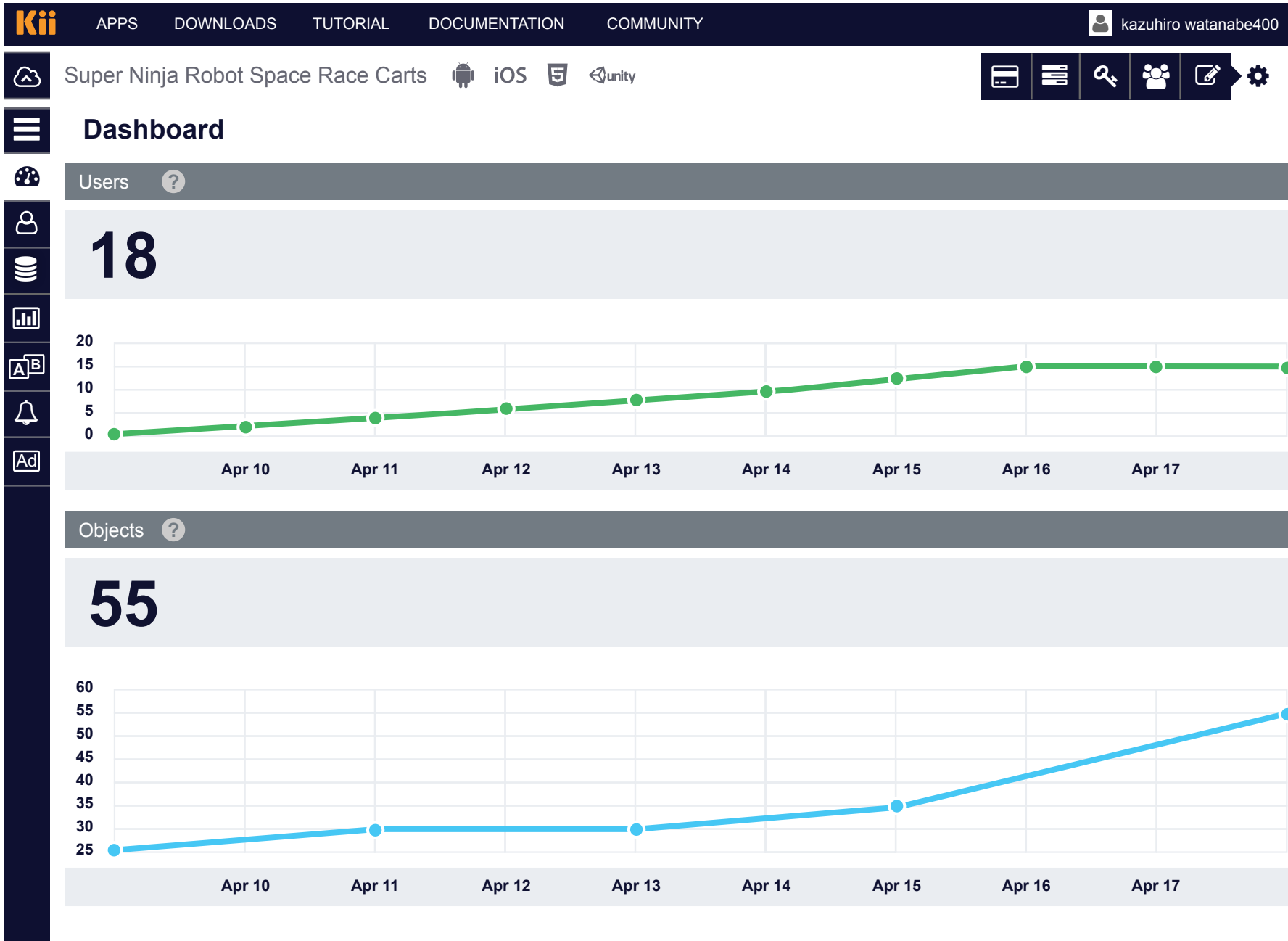
Dashboard - View



Dashboard - Nav Open View



Settings - Application Settings



Application Settings - General

Kii


APPS


DOWNLOADS





TUTORIAL







DOCUMENTATION

COMMUNITY


 kazuhiro watanabe400


 Super Ninja Robot Space Race Carts


   


     


Application Settings

 GENERAL

 USER MANAGEMENT

 EMAIL SETTINGS

 PUSH NOTIFICATIONS

 SOCIAL NETWORKS

General

Name

App's Name

Description

A short description of the App

Server Location

US

Target Platform

☐ Android

☐ iOS

☐ HTML5

☐ Unity

Select one or more platforms your app will be distributed on.

Application Store

AppStore URL

AppStore URL

Google Play URL

Google Play URL

Facebook URL

Facebook URL

Chrome WebStore URL

Chrome WebStore URL

Cancel



Save







[illegible]

Application Settings - User Management






Kii APPS DOWNLOADS TUTORIAL DOCUMENTATION COMMUNITY

kazuhiro watanabe400


Super Ninja Robot Space Race Carts  iOS  unity

Application Settings

-  GENERAL
-  **USER MANAGEMENT**
-  EMAIL SETTINGS
-  PUSH NOTIFICATIONS
-  SOCIAL NETWORKS

User Management



Enable Verification


☐ Phone Number ☐ Email Address

Require Verification For When email verification is on, email is not usable until verified. When enabled, phone number is unusable until SMS verification is complete.

Privacy

☐ Expose Full User Data To Others

Cancel

 Save

Dashboard



Application Settings - Email Settings

Kii

APPSDOWNLOADSTUTORIALDOCUMENTATIONCOMMUNITY

kazuhiro watanabe400

Super Ninja Robot Space Race CartsAndroidiOSUnity

Application Settings

GENERAL

USER MANAGEMENT

EMAIL SETTINGS

PUSH NOTIFICATIONS

SOCIAL NETWORKS

Email Settings

From Address

From Addressss

Uses this address to send notification emails.

Email Verification

EDIT

Be used to verify email address.

Email Verification Completed

EDIT

Uses this address to send notification emails.

Password Reset

EDIT

Uses this address to send notification emails.

Password Reset Successful

EDIT

Uses this address to send notification emails.

Cancel

Save

Dashboard

Users ?

18

20

15

10



5







Line chart showing data trends over time.

Application Settings - Push Notifications

Kii APPS DOWNLOADS TUTORIAL DOCUMENTATION COMMUNITY

kazuhiro watanabe400

Super Ninja Robot Space Race Carts  iOS  unity

Application Settings

- GENERAL
- USER MANAGEMENT
- EMAIL SETTINGS
- PUSH NOTIFICATIONS**
- SOCIAL NETWORKS

Push Notifications

GCM Settings

GCM Key

GCM Key For push notifications.

APNS Settings


APNS Key




APNS Key For push notifications.







Cancel Save



Application Settings - Social Networks

Kii APPS DOWNLOADS TUTORIAL DOCUMENTATION COMMUNITY  kazuhiro watanabe400


Super Ninja Robot Space Race Carts  iOS  


     


Application Settings


Social Networks


External Services

 GENERAL

 USER MANAGEMENT

 EMAIL SETTINGS

 PUSH NOTIFICATIONS

 SOCIAL NETWORKS

Facebook

Twitter

Google

Yahoo

LinkedIn

Dropbox

Box

Renren

Sina Weibo


QQ

Add external Social Networks to collaborate.


Facebook App ID










Consumer Key

Consumer Secret

Cancel  Save



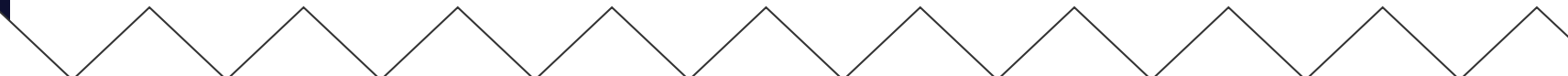

Kii APPS DOWNLOADS TUTORIAL DOCUMENTATION COMMUNITY  kazuhiro watanabe400

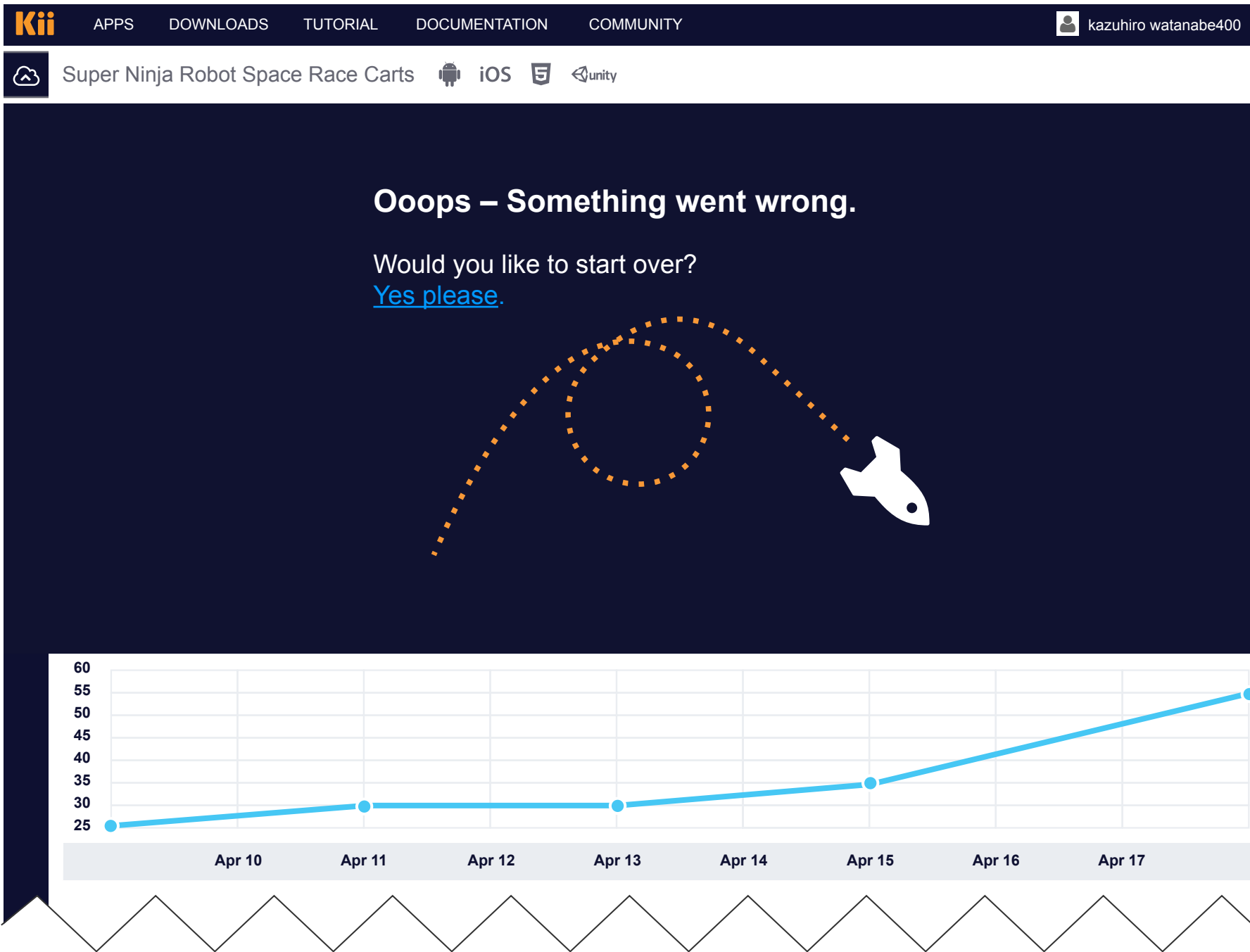


Ooops – Something went wrong.

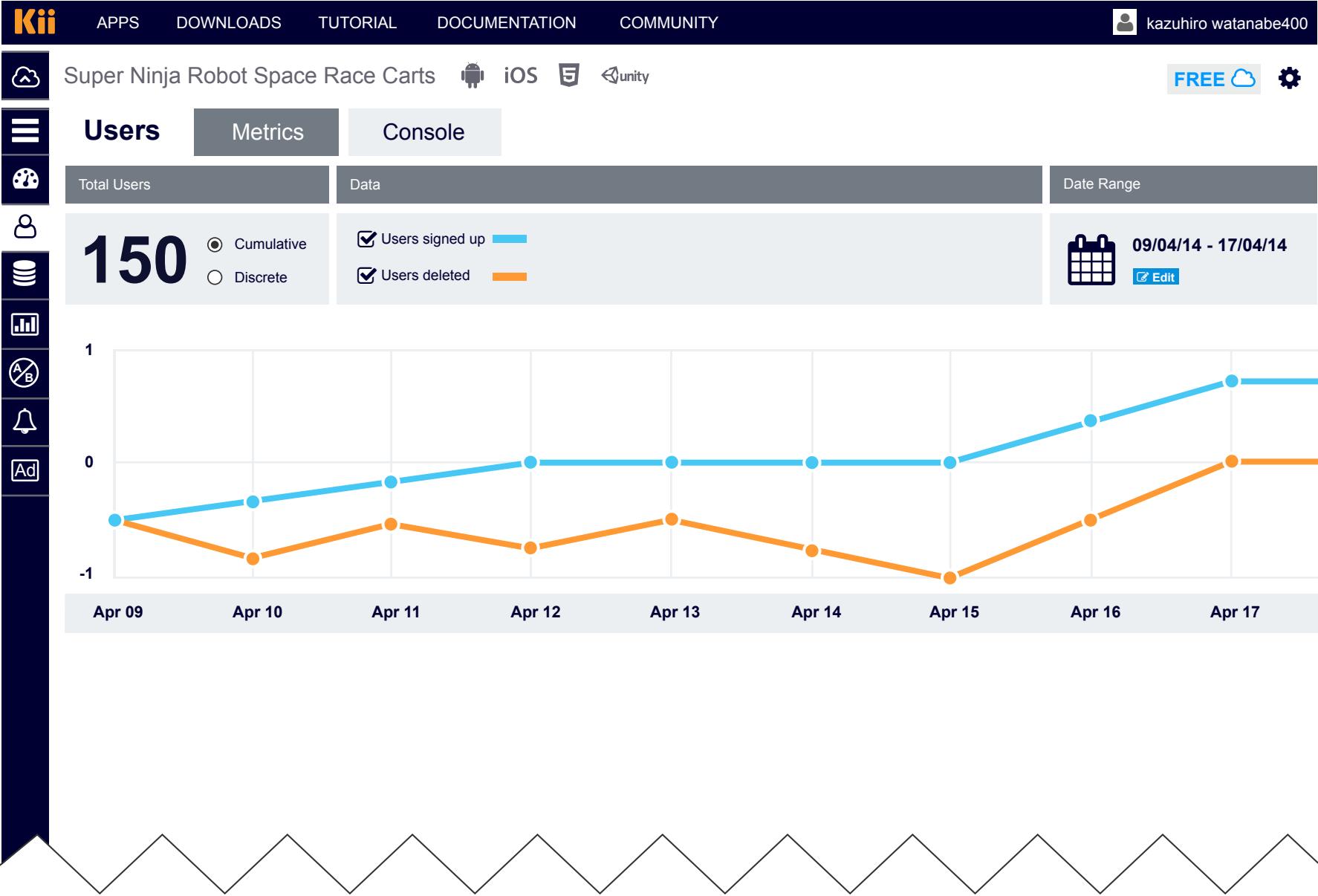
Would you like to start over?

[Yes please.](#)





Users - Metrics view



Users - Console view

Kii

APPS

DOWNLOADS

TUTORIAL

DOCUMENTATION

COMMUNITY

kazuhiro watanabe400

Super Ninja Robot Space Race Carts

iOS

unity

FREE

Users

Metrics

Console

Total Users

150

First

Previous

1

2

3

Next

Last

Login

Password

Dispay Name

Email

Phone

Country

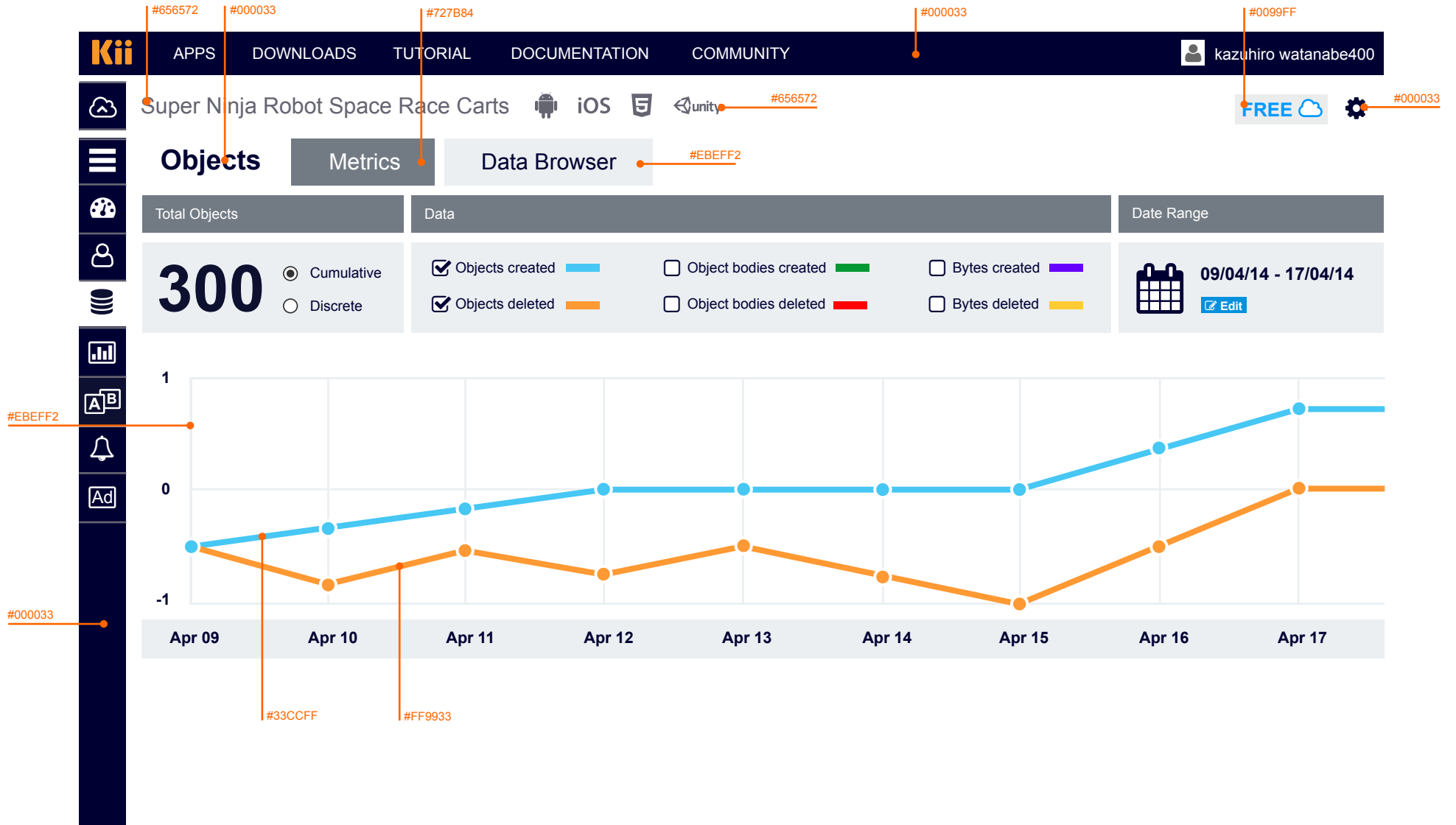
Status

Created

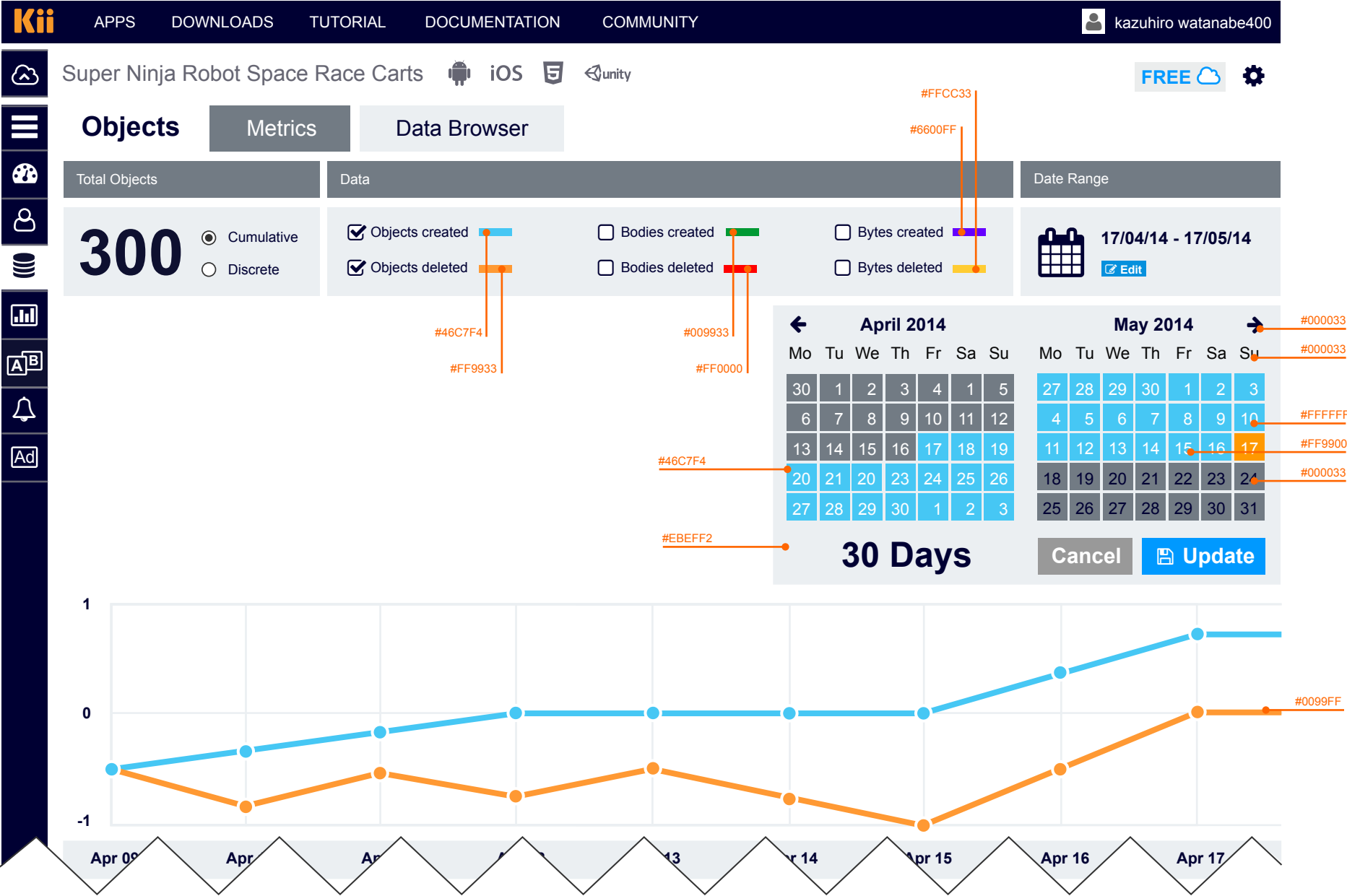
Modified

Superman123	*****	Superman123	Superman123@gmail.com	Phone	Country	Status	Created	Modified
Ultimate_gamer	*****	Ultimate_gamer	Ultimate_gamer@blizt.com	+123456789	US	Active	02-04-2014	02-04-2014
JamesBrown415	*****	JamesBrown415	JamesBrown415@zap.com	+568147523	CN	Active	02-04-2014	02-04-2014
Neo12_awesome	*****	Neo12_awesome	Neo12_awesome@hotmail.com	+700859610	JP	Active	02-04-2014	02-04-2014
Ultimate_gamer	*****	Ultimate_gamer	Ultimate_gamer@blizt.com	+123456789	US	Active	02-04-2014	02-04-2014
JamesBrown415	*****	JamesBrown415	JamesBrown415@zap.com	+568147523	CN	Active	02-04-2014	02-04-2014
Neo12_awesome	*****	Neo12_awesome	Neo12_awesome@hotmail.com	+700859610	JP	Active	02-04-2014	02-04-2014
Ultimate_gamer	*****	Ultimate_gamer	Ultimate_gamer@blizt.com	+123456789	US	Active	02-04-2014	02-04-2014
JamesBrown415	*****	JamesBrown415	JamesBrown415@zap.com	+568147523	CN	Active	02-04-2014	02-04-2014
Neo12_awesome	*****	Neo12_awesome	Neo12_awesome@hotmail.com	+700859610	JP	Active	02-04-2014	02-04-2014
Ultimate_gamer	*****	Ultimate_gamer	Ultimate_gamer@blizt.com	+123456789	US	Active	02-04-2014	02-04-2014
JamesBrown415	*****	JamesBrown415	JamesBrown415@zap.com	+568147523	CN	Active	02-04-2014	02-04-2014
Neo12_awesome	*****	Neo12_awesome	Neo12_awesome@hotmail.com	+700859610	JP	Active	02-04-2014	02-04-2014
Ultimate_gamer	*****	Ultimate_gamer	Ultimate_gamer@blizt.com	+123456789	US	Active	02-04-2014	02-04-2014
JamesBrown415	*****	JamesBrown415	JamesBrown415@zap.com	+568147523	CN	Active	02-04-2014	02-04-2014
Neo12_awesome	*****	Neo12_awesome	Neo12_awesome@hotmail.com	+700859610	JP	Active	02-04-2014	02-04-2014
Ultimate_gamer	*****	Ultimate_gamer	Ultimate_gamer@blizt.com	+123456789	US	Active	02-04-2014	02-04-2014
JamesBrown415	*****	JamesBrown415	JamesBrown415@zap.com	+568147523	CN	Active	02-04-2014	02-04-2014

Objects/Metrics - View



Objects/Metrics - View



Objects

Metrics

Data Browser

Total Objects

300

☒ Cumulative

☐ Discrete

Data

☒ Objects created

☒ Objects deleted

☐ Bodies created

☐ Bodies deleted

☐ Bytes created

☐ Bytes deleted

Date Range

17/04/14 - 17/05/14

Edit

←

April 2014

→

Mo	Tu	We	Th	Fr	Sa	Su
30	1	2	3	4	1	5
6	7	8	9	10	11	12
13	14	15	16	17	18	19
20	21	20	23	24	25	26
27	28	29	30	1	2	3

←

May 2014

→

Mo	Tu	We	Th	Fr	Sa	Su
27	28	29	30	1	2	3
4	5	6	7	8	9	10
11	12	13	14	15	16	17
18	19	20	21	22	23	24
25	26	27	28	29	30	31

30 Days

Cancel

Update

#FFCC33

#6600FF

#000033

#000033

#FFFFFF

#FF9900

#000033

#0099FF

#46C7F4

#FF9933

#009933

#FF0000

#46C7F4

#EBEFF2

1

0

-1

Apr 09

Apr 10

Apr 11

Apr 12

Apr 13

Apr 14

Apr 15

Apr 16

Apr 17

Objects/Data Browser - All view

The screenshot displays the Kii Cloud console interface. The top navigation bar includes links for APPS, DOWNLOADS, TUTORIAL, DOCUMENTATION, and COMMUNITY. The user profile 'kazuhiro watanabe400' is shown in the top right corner. The main content area is titled 'Super Ninja Robot Space Race Carts' and features a 'Data Browser' tab. The sidebar on the left contains icons for various Kii Cloud features. The Data Browser table lists data entries with columns: _id, _created, _modified, _owner, and _version. The table contains 10 rows of data, all with the same owner 'e90e0c55...' and version '4'. The _id column shows IDs starting with '549b26c0...'. The _created and _modified columns show dates in January and February 2014. A sidebar on the left contains icons for various Kii Cloud features, and a top navigation bar includes links for APPS, DOWNLOADS, TUTORIAL, DOCUMENTATION, and COMMUNITY. A user profile 'kazuhiro watanabe400' is visible in the top right corner. A 'FREE' badge and a settings gear icon are also present. The interface is titled 'Super Ninja Robot Space Race Carts'.

Objects/Data Browser - Add column view

[illegible]

Objects/Data Browser - Details view

Kii

APPSDOWNLOADSTUTORIALDOCUMENTATIONCOMMUNITY

kazuhiro watanabe400

Super Ninja Robot Space Race Carts

FREE

☰

Objects

Metrics

Data Browser

Scope

Application

Group

User

Search By Group Name

Search By User Name

Bucket

+ Add

Search By Bucket Name

Q

Bucket

Search By Bucket Name

Q

Recent Searches

Experiment

Test bucket

Mike Is Cool

Refresh

+ Query

Query

+ Object

+ Column

ALL

<input type="checkbox"/>	_id ▾	_created ▾	_modified ▾	_owner ▾	_version ▾	_title ▾
<input type="checkbox"/>	549b26c0...	January 24th 2014	February 3rd 2014	e90e0c55...	4	
<input checked="" type="checkbox"/>	549b26c0...	January 24th 2014	February 3rd 2014	e90e0c55...	4	

Edit

Object Data

File

name

e-0001mnb-clone

title

e-0001mnb-clone

status

3

description

xcc

version

0

#FF3300

aggregationRuleID

9309

#009933

chosenVariation

A

variations

0

A

name

percentage

S

Objects/Data Browser - JSON edit view

Kii

APPS

DOWNLOADS

TUTORIAL

DOCUMENTATION

COMMUNITY

kazuhiro watanabe400

Super Ninja Robot Space Race Carts

FREE

Objects

Metrics

Data Browser

Scope

☒ Application

☐ Group

Search By Group Name

☐ User

Search By User Name

Bucket

+ Add

Search By Bucket Name

Bucket

Search By Bucket Name

Recent Searches

Experiment

Test bucket

Mike Is Cool

Refresh

+ Query

Query

+ Object

+ Column

ALL

<input type="checkbox"/>	_id ▾	_created ▾	_modified ▾	_owner ▾	_version ▾	_title ▾
<input type="checkbox"/>	549b26c0...	January 24th 2014	February 3rd 2014	e90e0c55...	4	
<input checked="" type="checkbox"/>	549b26c0...	January 24th 2014	February 3rd 2014	e90e0c55...	4	

Edit

Object Data

File

Code ▾

1 ▾

{

2

3

4 ▾

5

6

7

8

9

10

11

12

13

14

"boolean": false

"object": {

"a": "b",

"c": "2d",

"e": "f",

},

"array": [

1,

2,

3,

]

}

"string": "Hello World!"

#FF9900

#FFFFCC

#009933

#FF6600

Cancel

Delete

Update

Objects/Data Browser - File Details view

Kii

APPSDOWNLOADSTUTORIALDOCUMENTATIONCOMMUNITY

kazuhiro watanabe400

Super Ninja Robot Space Race Carts

FREE

Objects

Metrics

Data Browser

Scope

Application

Group

User

Search By Group Name

Search By User Name

Bucket

+ Add

Search By Bucket Name

Bucket

Search By Bucket Name

Recent Searches

Experiment

Test bucket

Mike Is Cool

Refresh

+ Query

Query

+ Object

+ Column

ALL

<input type="checkbox"/>	_id ▾	_created ▾	_modified ▾	_owner ▾	_version ▾	_title ▾
<input type="checkbox"/>	549b26c0...	January 24th 2014	February 3rd 2014	e90e0c55...	4	
<input checked="" type="checkbox"/>	549b26c0...	January 24th 2014	February 3rd 2014	e90e0c55...	4	

Object Data

File

#727B84

Details

File Type:

Choose File

No file chosen

Download

Upload

Generate a URL to publish your file

Generate URL

URL Expiration

YYYY-MM-DD HH:MM:SS

or in

0

Days

Cancel

Delete

Save

#A1AAAF

#000033

#000033

#A1AAAF

#0099FF

Objects/Data Browser - Query Builder view

Kii

APPS

DOWNLOADS

TUTORIAL

DOCUMENTATION

COMMUNITY

kazuhiro watanabe400

Super Ninja Robot Space Race Carts

FREE

Objects

Metrics

Data Browser

Scope

Application

Group

User

Search By Group Name

Search By User Name

Bucket

Search By Bucket Name

Bucket

Search By Bucket Name

Recent Searches

Experiment

Test bucket

Mike Is Cool

Refresh

+ Query

Query

Object

Column

ALL

+ Query

Query Name Here

Delete

All

Any

Should match checked conditions

KEY

IS

VALUE

AUTO

KEY

IS

VALUE

AUTO

+ ADD GROUP

Cancel

Save

#E5E5E5

#CBCBCB

#727B84

#727B84

#EBEFF2

Analytics v2.6 - No analytics or rules to view

Kii

APPSDOWNLOADSTUTORIALDOCUMENTATIONCOMMUNITY

kazuhiro watanabe400

Super Ninja Robot Space Race Carts unity

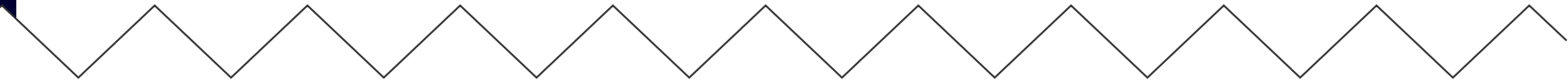
FREE

Analytics


Rules


View






Add







Analytics v2.6 - Add Aggregation Rule

 APPS DOWNLOADS TUTORIAL DOCUMENTATION COMMUNITY

 kazuhiro watanabe400

 Super Ninja Robot Space Race Carts    

FREE  


 Analytics Rules View 

Configure Aggregation Rule





1 Name

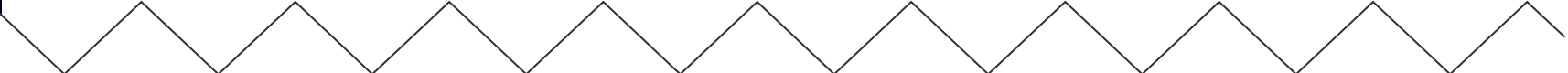
Enter your rule name here

0/63


 Use a name to identify your particular rule.


Cancel Delete Clone Save














Analytics v2.6 - Configure Aggregation Rule (App Data/Step 1 Name)

 APPS DOWNLOADS TUTORIAL DOCUMENTATION COMMUNITY


 kazuhiro watanabe400

 Super Ninja Robot Space Race Carts    

FREE  




 Analytics Rules View  Add

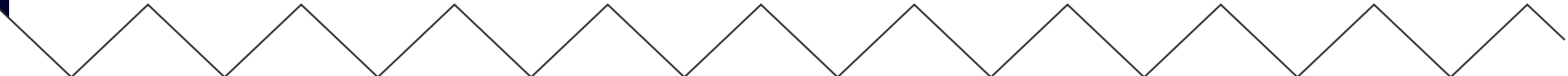
Configure Aggregation Rule

1 Name 0/63  Use a name to identify your particular rule.

2 Data ☐ App Data ☐ Event Data

Cancel Delete Clone Save



Analytics v2.6 - Configure Aggregation Rule (App Data/Step 2)

Kii

APPSDOWNLOADSTUTORIALDOCUMENTATIONCOMMUNITY

kazuhiro watanabe400

Super Ninja Robot Space Race Carts

FREE

Analytics

RulesViewAdd

Configure Aggregation Rule

1

Name

Show Visitors Origin

0/63

?

Use a name to identify your particular rule.

2

Data

☒ App Data☐ Event Data

?

Make some analysis based on your application data.
For more information, please read the following guide: [Android](#), [iOS](#), [JavaScript](#), [Unity](#) and [REST](#).

Conversion

+ Add

 or

Select a conversion rule

?

A conversion rule is required to start aggregating data from your app. You can start by creating a rule or selecting from previous rules already created.


Cancel





Delete

Clone

Save


Analytics v2.6 - Configure Aggregation Rule (App Data/Step 2 Add Conversion)



Kii APPS DOWNLOADS TUTORIAL DOCUMENTATION COMMUNITY  kazuhiro watanabe400



Super Ninja Robot Space Race Carts  iOS  FREE  



Analytics Rules View + Add

Configure Aggregation Rule










1 Name 0/63  Use a name to identify your particular rule.


2 Data ☒ App Data ☐ Event Data  Make some analysis based on your application data.
For more information, please read the following guide: [Android](#), [iOS](#), [JavaScript](#), [Unity](#) and [REST](#).
Conversion + Add or  A conversion rule is required to start aggregating data from your app. You can start by creating a rule or selecting from previous rules already created.

a Name   Conversion Name.




b Bucket Name Scope   Bucket Name and choose App, Group or User for the scope.

c

Column(s) Name	Source	Type	
<input type="text" value="SouthernHemisphere"/>	<input type="text" value="country_name"/>	<input type="text" value="string"/>	  
<input type="text" value="NorthernHemisphere"/>	<input type="text" value="country_name"/>	<input type="text" value="string"/>	  
<input type="text" value="Both"/>	<input type="text" value="country_name"/>	<input type="text" value="string"/>	  

 Column Name please no spaces or special characters (eg: FirstName). Bucket Source (eg user.first_name). Chose int, float, boolean or string for Type.

Save

Cancel  Delete  Clone  Save

Analytics v2.6 - Configure Aggregation Rule (App Data/Step 3 Aggregate)

Kii

APPSDOWNLOADSTUTORIALDOCUMENTATIONCOMMUNITY

kazuhiro watanabe400

Super Ninja Robot Space Race Carts

FREE

Analytics

RulesViewAdd

Configure Aggregation Rule

1

Name

Show Visitors Origin

0/63

?

Use a name to identify your particular rule.

2

Data

☒ App Data☐ Event Data

?

Make some analysis based on your application data.
For more information, please read the following guide: [Android](#), [iOS](#), [JavaScript](#), [Unity](#) and [REST](#).

Conversion

+ Add

 or

Visitors

?

A conversion rule is required to start aggregating data from your app. You can start by creating a rule or selecting from previous rules already created.

3

Aggregate

Select

?

Aggregate using a column selection.

Cancel

Delete

Clone

Save

Analytics v2.6 - Configure Aggregation Rule (App Data/Step 4 Fact)

Kii

APPSDOWNLOADSTUTORIALDOCUMENTATIONCOMMUNITY

kazuhiro watanabe400

Super Ninja Robot Space Race Carts

FREE

Analytics

RulesViewAdd

Configure Aggregation Rule

1

Name

Show Visitors Origin

0/63

?

Use a name to identify your particular rule.

2

Data

☒ App Data☐ Event Data

?

Make some analysis based on your application data.
For more information, please read the following guide: [Android](#), [iOS](#), [JavaScript](#), [Unity](#) and [REST](#).

Conversion

+ Add

 or

Visitors

?

A conversion rule is required to start aggregating data from your app. You can start by creating a rule or selecting from previous rules already created.

3

Aggregate

Count

?

Aggregate by using a column selection.

4

Fact

Select a fact

?

Fact by using a column selection.


Cancel







Delete








Clone

Save

Analytics v2.6 - Configure Aggregation Rule (App Data/Step 5 Dimensions)

Kii APPS DOWNLOADS TUTORIAL DOCUMENTATION COMMUNITY  kazuhiro watanabe400


 Super Ninja Robot Space Race Carts    FREE  





Analytics


Rules View + Add


Configure Aggregation Rule


1 Name 0/63  Use a name to identify your particular rule.




2 Data ☒ App Data ☐ Event Data  Make some analysis based on your application data. For more information, please read the following guide: [Android](#), [iOS](#), [JavaScript](#), [Unity](#) and [REST](#).

Conversion + Add or  A conversion rule is required to start aggregating data from your app. You can start by creating a rule or selecting from previous rules already created.


3 Aggregate  Aggregate by using a column selection.







4 Fact  Fact by using a function selection.



5 Dimensions ☐ Southern Hemisphere ☐ Northern Hemisphere ☐ Both  Select field to use as dimensions. If none is selected, time will be used as default.

Cancel  Delete  Clone  Save


Analytics v2.6 - Configure Aggregation Rule (App Data/Step 5 Dimensions selected)


Kii APPS DOWNLOADS TUTORIAL DOCUMENTATION COMMUNITY  kazuhiro watanabe400




 Super Ninja Robot Space Race Carts    FREE  



**Analytics** Rules View 



Configure Aggregation Rule


1 Name 0/63  Use a name to identify your particular rule.

2 Data ☒ App Data ☐ Event Data  Make some analysis based on your application data. For more information, please read the following guide: [Android](#), [iOS](#), [JavaScript](#), [Unity](#) and [REST](#).


Conversion  or   A conversion rule is required to start aggregating data from your app. You can start by creating a rule or selecting from previous rules already created.


3 Aggregate   Aggregate by using a column selection.


4 Fact   Fact by using a function selection.

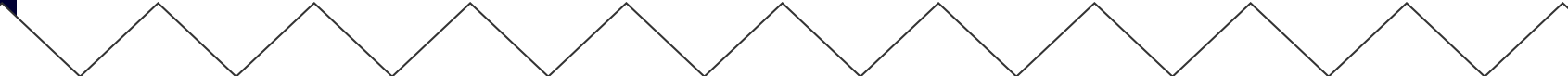
5 Dimensions ☒ Southern Hemisphere ☒ Northern Hemisphere ☒ Both  Select field to use as dimensions. If none is selected, time will be used as default.

Cancel


 Delete






 Clone

 Save




Analytics v2.6 - Configure Aggregation Rule (Event Data/Step 1 Name)


Kii APPS DOWNLOADS TUTORIAL DOCUMENTATION COMMUNITY  kazuhiro watanabe400




Super Ninja Robot Space Race Carts  iOS   FREE  

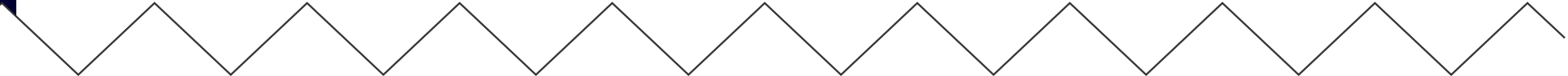
Analytics Rules View + Add

Configure Aggregation Rule

1 Name 0/63  Use a name to identify your particular rule.

2 Data ☐ App Data ☒ Event Data  Make some analysis based on the event data explicitly thrown from your application. For more information, please read the following guide: [Android](#), [iOS](#), [JavaScript](#), [Unity](#) and [REST](#).

Cancel  Delete  Clone  Save



Analytics v2.6 - Configure Aggregation Rule (Event Data/Step 2/Event Data)

Kii

APPSDOWNLOADSTUTORIALDOCUMENTATIONCOMMUNITY

kazuhiro watanabe400

Super Ninja Robot Space Race Carts

FREE

Analytics

RulesViewAdd

Configure Aggregation Rule

1

Name

Time of Visitors view

0/63

?

Use a name to identify your particular rule.

2

Data

☐ App Data

☒ Event Data

?

Make some analysis based on the event data explicitly thrown from your application.
For more information, please read the following guide: [Android](#), [iOS](#), [JavaScript](#), [Unity](#) and [REST](#).

3

Aggregate

☐ Filter (optional)

?

Aggregate by selecting a function and field.

Cancel

Delete

Clone

Save

Analytics v2.6 - Configure Aggregation Rule (Event Data/Step 3 Aggregate w/no filter)

Kii

APPSDOWNLOADSTUTORIALDOCUMENTATIONCOMMUNITY

kazuhiro watanabe400

Super Ninja Robot Space Race Carts

FREE

Analytics

RulesViewAdd

Configure Aggregation Rule

1NameTime of Visitors view0/63

?

Use a name to identify your particular rule.

2Data

☐ App Data☒ Event Data

?

Make some analysis based on the event data explicitly thrown from your application.
For more information, please read the following guide: [Android](#), [iOS](#), [JavaScript](#), [Unity](#) and [REST](#).

3Aggregate

☐ Filter (optional)

?

Aggregate by selecting a function and field.

4Fact

?

Add fields to use as dimensions.
Fields added here must exist in the data.
If you do not provide any dimensions, time will be used as default.

Cancel

Delete

Clone

Save

Analytics v2.6 - Configure Aggregation Rule (Event Data/Step 3 Aggregate/Start Filter)

Kii

APPSDOWNLOADSTUTORIALDOCUMENTATIONCOMMUNITY

kazuhiro watanabe400

Super Ninja Robot Space Race Carts

FREE

Analytics

RulesViewAdd

Configure Aggregation Rule

1

Name

Time of Visitors view

0/63

?

Use a name to identify your particular rule.

2

Data

☐ App Data

☒ Event Data

?

Make some analysis based on the event data explicitly thrown from your application.
For more information, please read the following guide: [Android](#), [iOS](#), [JavaScript](#), [Unity](#) and [REST](#).

3

Aggregate

Count

☒ Filter (optional)

eg. AppInstall

?

Aggregate by selecting a function and field.

?

Filter by type. If '_type' key is available in your event data, you may use it to filter the metrics using it's value.

4

Fact

Enter label here

Select

?

Add fields to use as dimensions.
Fields added here must exist in the data.
If you do not provide anydimensions, time will be used as default.


Cancel





Delete

Clone

Save

Analytics v2.6 - Configure Aggregation Rule (Event Data/Step 3 Aggregate/Filter)

Kii APPS DOWNLOADS TUTORIAL DOCUMENTATION COMMUNITY  kazuhiro watanabe400

Super Ninja Robot Space Race Carts  iOS  FREE  


Analytics Rules View + Add

Configure Aggregation Rule

1

Name


0/63

 Use a name to identify your particular rule.

2


Data


☐ App Data ☒ Event Data


 Make some analysis based on the event data explicitly thrown from your application.
For more information, please read the following guide: [Android](#), [iOS](#), [JavaScript](#), [Unity](#) and [REST](#).

3

Aggregate


 ☒ Filter (optional)


 Aggregate by selecting a function and field.




 Filter by type. If '_type' key is available in your event data, you may use it to filter the metrics using it's value.

4


Fact








 Add fields to use as dimensions.
Fields added here must exist in the data.
If you do not provide anydimensions, time will be used as default.

Cancel  Delete  Clone  Save

Analytics v2.6 - Configure Aggregation Rule (Event Data/Step 4 Fact)

Kii APPS DOWNLOADS TUTORIAL DOCUMENTATION COMMUNITY  kazuhiro watanabe400

Super Ninja Robot Space Race Carts  iOS   FREE  


Analytics Rules View + Add

Configure Aggregation Rule

1

Name


0/63

 Use a name to identify your particular rule.

2


Data


☐ App Data ☒ Event Data


 Make some analysis based on the event data explicitly thrown from your application.
For more information, please read the following guide: [Android](#), [iOS](#), [JavaScript](#), [Unity](#) and [REST](#).

3

Aggregate


 ☒ Filter (optional)


 Aggregate by selecting a function and field.

 Filter by type. If '_type' key is available in your event data, you may use it to filter the metrics using it's value.

4

Fact





 Add fields to use as dimensions.
Fields added here must exist in the data.
If you do not provide anydimensions, time will be used as default.

5


Dimensions


Label




 

Name


Select







 Add fields to use as dimensions.
Fields added here must exist in the data.
If you do not provide anydimensions, time will be used as default.

Cancel  Delete  Clone  Save

Analytics v2.6 - Configure Aggregation Rule (Event Data/Step 5 Dimensions)

Kii APPS DOWNLOADS TUTORIAL DOCUMENTATION COMMUNITY  kazuhiro watanabe400

Super Ninja Robot Space Race Carts  iOS  FREE  

Analytics Rules View + Add

Configure Aggregation Rule

1

Name

Time of Visitors view

0/63

?

Use a name to identify your particular rule.

2

Data

☐ App Data

☒ Event Data

?

Make some analysis based on the event data explicitly thrown from your application.
For more information, please read the following guide: [Android](#), [iOS](#), [JavaScript](#), [Unity](#) and [REST](#).

3

Aggregate

Count

Filter (optional)

?

Aggregate by selecting a function and field.

?

Filter by type. If '_type' key is available in your event data, you may use it to filter the metrics using it's value.

4

Fact

Evening

int

?

Add fields to use as dimensions.
Fields added here must exist in the data.
If you do not provide anydimensions, time will be used as default.

5

Dimensions

Label

All viewers

-

+

?

Add fields to use as dimensions.
Fields added here must exist in the data.
If you do not provide anydimensions, time will be used as default.

Name

views

string

▼

Label

Latin viewers

-

+

Name

interactions

string

▼

Cancel Delete Clone Save

Analytics v2.6 - Aggregation rules (App Data & Event Data)

Kii

APPS

DOWNLOADS

TUTORIAL

DOCUMENTATION

COMMUNITY

kazuhiro watanabe400

Super Ninja Robot Space Race Carts

FREE

Analytics

Rules

View

+ Add

Aggregation Rules

Add a Rule

Visitors

Active

ID 124

Data App Data

Aggregate using Count

Latin Regions

Active

ID 123

Data Event Data

Aggregate using Count

Languages

Active

ID 122

Data App Data

Aggregate using Count

Cities

Active

ID 121

Data Event Data

Aggregate using Count

Visitors

Inactive

ID 119

Data App Data

Aggregate using Count

Central America

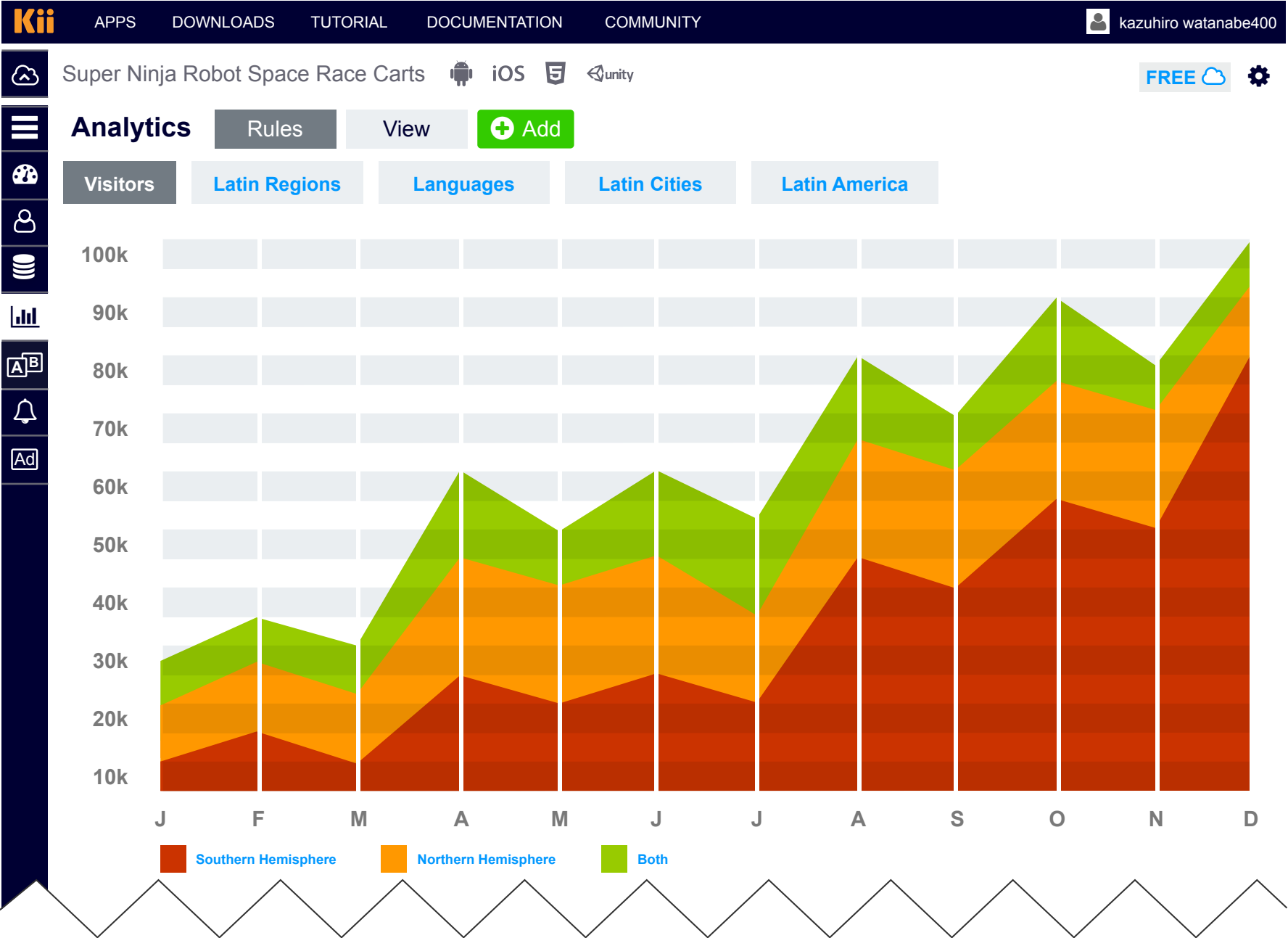
Active

ID 120

Data App Data

Aggregate using Count

Analytics v2.6 - Analytics



A/B Tests - Dashboard View

Kii

APPS

DOWNLOADS

TUTORIAL

DOCUMENTATION

COMMUNITY

kazuhiro watanabe400

Super Ninja Robot Space Race Carts

FREE

A/B Tests

Stripes or Solids

ID

Running

go to next page Rate

39%

Confidence

67.85%

Blue or Gold Calls To Action

ID

Paused

go to next page Rate

12%

Confidence

75%

Arial or Helvetica Font

ID

Stopped: Implemented

go to next page Rate

1%

Confidence

Limited

Background Color & Button Size

ID

Draft

go to next page Rate

No Data

Confidence

No Data

Create a Test

A/B Tests - ID Popover

Kii

APPS

DOWNLOADS

TUTORIAL

DOCUMENTATION

COMMUNITY

kazuhiro watanabe400

Super Ninja Robot Space Race Carts

FREE

A/B Tests

Stripes or Solids

ID

Running

go to next page Rate

39%

Confidence

67.85%

Blue or Gold Calls To Action

ID

ID

7a9d430f-fef6-424d-a521-7e07318650fa

go to next page Rate

39%

Confidence

75%

Arial or Helvetica Font

ID

Stopped: Implemented

go to next page Rate

39%

Confidence

Limited

Background Color & Button Size

ID

Draft

go to next page Rate

No Data

Confidence

No Data

Create a Test

A/B Tests - Create a test - Details (unfilled)

Kii


APPS

DOWNLOADS





TUTORIAL

DOCUMENTATION


COMMUNITY


 kazuhiro watanabe400

Super Ninja Robot Space Race Carts

FREE





A/B Tests

Details

Results

Stop

Pause

Running

Start

New Test

Test Name

Enter a unique test name here0/63

ID

ID number here

Description

Enter a short description of your goal for this test0/1000

Events

Define the events used for counting views and conversion(s)

- View event registers the variation displayed to the users
- Conversion events show when users reached your goals
- Select a star to indicate a leading conversion

View Event

View event name0/63

Conversion ☆

Conversion event name0/63

Conversion event label0/63

Variations

A variation is a group of variables sent to an app user. Limited up to 5 variations.

Distribution

Input your percentage for each variation and your distribution must total 100%.

A

50%

B

50%

Variables

The variable names are existing variables in your app that you like to use in this test.

Name

Variable name0/63

A Value

Value for variation0/63

B Value

Value for variation0/63

Cancel

Delete

Clone

Save

A/B Tests - Create a test - Details (filled)

Kii

APPSDOWNLOADSTUTORIALDOCUMENTATIONCOMMUNITY

kazuhiro watanabe400

Super Ninja Robot Space Race Carts

FREE

A/B Tests

Details

Results

Stop

Pause

Running

Start

New Test

Test Name

Path to purchase0/63

ID

a9d430f-fef6-424d-a521-7e07318650fa

Description

Choosing a path0/1000

Events

Define the events used for counting views and conversion(s)

- View event registers the variation displayed to the users
- Conversion events show when users reached your goals
- Select a star to indicate a leading conversion

View Event

showBackground0/63

Conversion ★

hitNex0/63

go to next page0/63

Conversion ☆

hitNex0/63

complete purchase0/63

Variations

A variation is a group of variables sent to an app user. Limited up to 5 variations.

Distribution

Input your percentage for each variation and your distribution must total 100%.

A Variations

40%

B Variations

60%

Variables

The variable names are existing variables in your app that you like to use in this test.

Name

backgroundColor0/63

A Value

white0/63

B Value

black0/63

Cancel

Delete

Clone

Save



A/B Tests - Delete Test

Kii

APPS

DOWNLOADS

TUTORIAL

DOCUMENTATION

COMMUNITY

kazuhiro watanabe400

Super Ninja Robot Space Race Carts

FREE

A/B Tests

Details

Results

Stop

Pause

Running

Start

Are you sure you want to delete your test - Path to purchase?

Cancel

Yes

New Test

Test Name

Path to purchase

0/63

ID

a9d430f-fef6-424d-a521-7e07318650fa

Description

Choosing a path

0/1000

Events

Define the events used for counting views and conversion(s)

- View event registers the variation displayed to the users

- Conversion events show when users reached your goals

- Selecte a star to indicate a leading conversion

View Event

showBackground

0/63

Conversion ★

hitNex

0/63

go to next page

0/63

-

+

Conversion ☆

hitNex

0/63

complete purchase

0/63

-

+

Variations

A variation is a group of variables sent to an app user. Limited up to 5 variations.

Distribution

Input your percentage for each variation and your distribution must total 100%.

A Variations

40%

B Variations

60%

-

+

Variables

The variable names are existing variables in your app that you like to use in this test.

Name

backgroundColor

0/63

-

+

A Value

white

0/63

B Value

black

0/63

Cancel

Delete

Clone

Save

A/B Tests - Stop Test

Kii

APPS

DOWNLOADS

TUTORIAL

DOCUMENTATION

COMMUNITY

kazuhiro watanabe400

Super Ninja Robot Space Race Carts

FREE

A/B Tests

Details

Results

Stop

Pause

Running

Start

Path to purchase

Start Date - 09/04/14 - End Date - 17/04/14

A

Variations

B

Variations

View Events

showBackground

showBackground

View Count

13

13

Conversions

go to next page

go to next page

Count

3

3

Rate

34.48% +/- 2.42%

34.48% +/- 2.42%

Change

No Data

No Data

Confidence

Limited

Limited

Implement

Implement

or

No Change

Are you sure you want to stop your A/B test - Path to purchase?

Cancel

Yes

New Test

Test Name

Path to purchase

0/63

ID

a9d430f-fef6-424d-a521-7e07318650fa

Description

Choosing a path

0/1000

Events

Define the events used for counting views and conversion(s)

- View event registers the variation displayed to the users

- Conversion events show when users reached your goals

- Selecte a star to indicate a leading conversion

View Event

showBackground

0/63

Conversion ★

hitNex

0/63

go to next page

0/63

-

+

Conversion ☆

hitNex

0/63

complete purchase

0/63

-

+

Variations

A variation is a group of variables sent to an app user. Limited up to 5 variations.

Distribution

Input your percentage for each variation and your distribution must total 100%.

A

Variations

B

Variations

40%

60%

-

+

Variables

The variable names are existing variables in your app that you like to use in this test.

Name

backgroundColor

0/63

-

+

A Value

white

0/63

B Value

black

0/63

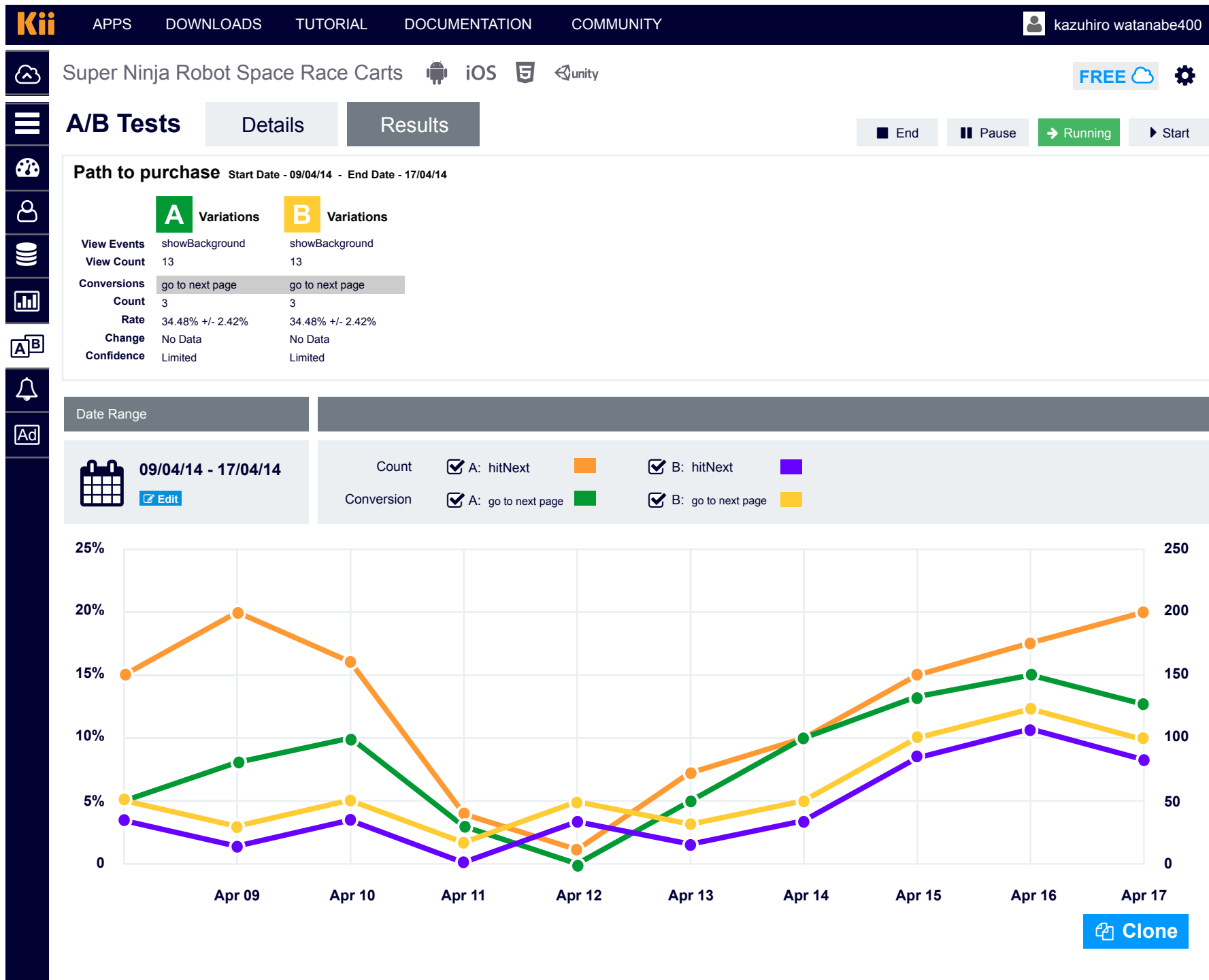
Cancel

Delete

Clone

Save

A/B Tests - Test Results



Push Notifications - Messages view

Kii


APPS


DOWNLOADS

TUTORIAL





DOCUMENTATION

COMMUNITY


kazuhiro watanabe400




Super Ninja Robot Space Race Carts


FREE








Push Notifications


Messages










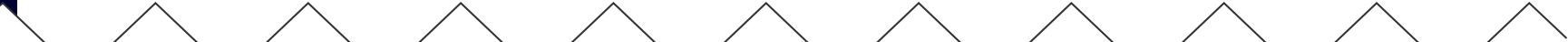












Ads - Metrics view

The image shows the Kii mobile app dashboard for a project named "Super Ninja Robot Space Race Carts". At the top, a dark blue navigation bar contains the Kii logo and links to APPS, DOWNLOADS, TUTORIAL, DOCUMENTATION, and COMMUNITY. On the right of this bar is a user profile icon and the name "kazuhiro watanabe400". Below the navigation bar, the app title "Super Ninja Robot Space Race Carts" is displayed, followed by platform icons for Android, iOS, and Unity. To the right of the title are a "FREE" badge with a cloud icon and a settings gear icon. A left-hand sidebar contains a menu icon, a hamburger menu icon, and several functional icons: a palette, a person, a database, a bar chart, an A/B testing icon, and a bell. Below these icons is an "Ad" icon. The main content area features three tabs: "Ads" (selected), "Metrics", and "Config". The "Ads" tab is currently active, showing a large white space with a decorative sawtooth pattern along the bottom edge. A dark blue vertical bar is visible on the far left side of the screen.

Ads - Config view


Super Ninja Robot Space Race Carts    



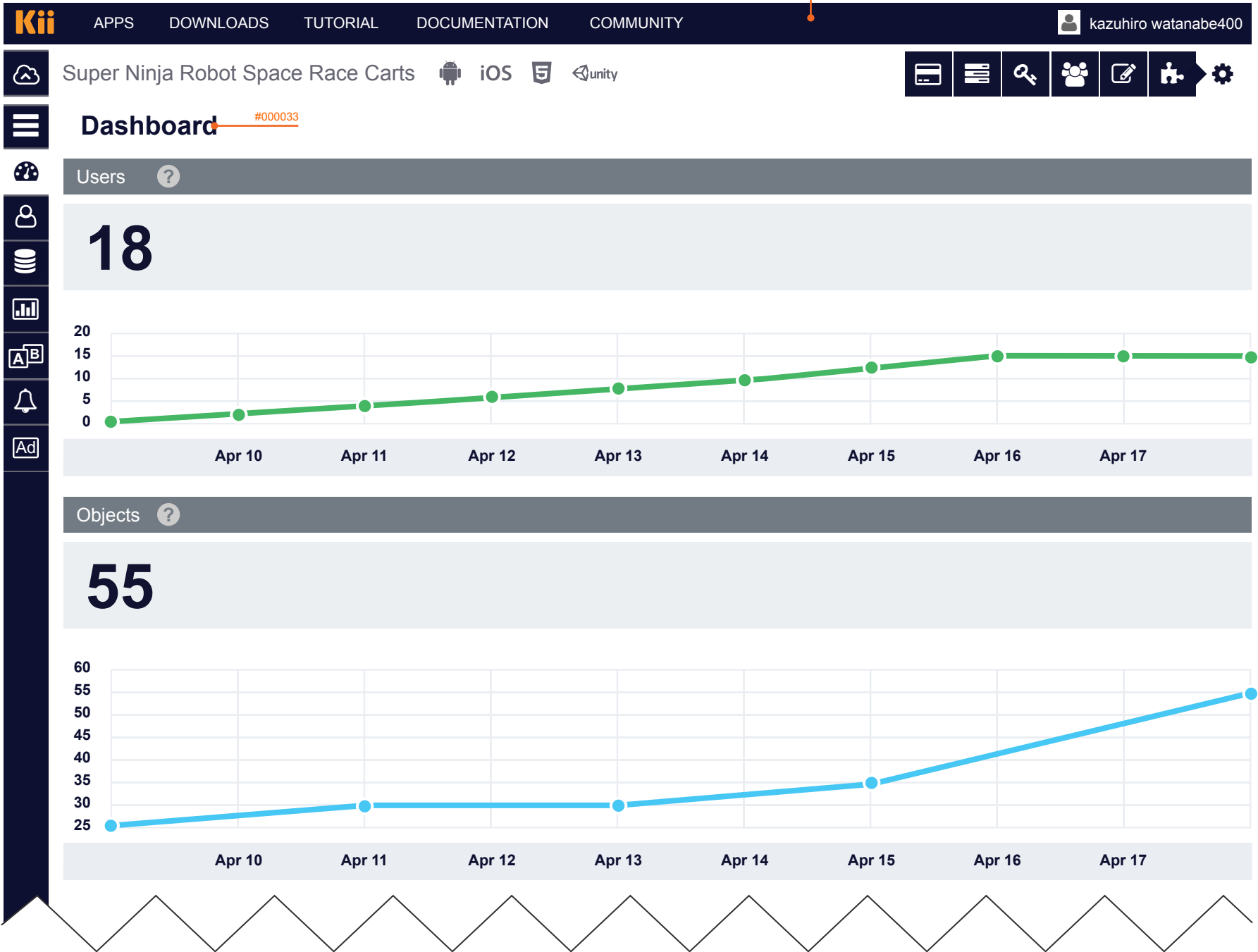
Ads

Metrics

Config



1. Default



2. In App Purchase - Enable Extension

Kii

APPS

DOWNLOADS

TUTORIAL

DOCUMENTATION

COMMUNITY

kazuhiro watanabe400

#000033

#656572

Super Ninja Robot Space Race Carts

Android

iOS

Unity

Dashboard

Extensions

#656572

IAP

#45B764

EXTENSION A

EXTENSION B

EXTENSION C

#000033

Cancel

Save

Users

18

Apr 10

Apr 11

Apr 12

Apr 13

Apr 14

Apr 15

Apr 16

Apr 17

Objects

55

3. In App Purchase - Configure Extension (part 1)

Kii

APPS

DOWNLOADS

TUTORIAL

DOCUMENTATION

COMMUNITY

kazuhiro watanabe400

Super Ninja Robot Space Race Carts

IAP Extension

Config

Product

Transaction

4. In App Purchase - Configure Extension (part 2)

Kii

APPSDOWNLOADSTUTORIALDOCUMENTATIONCOMMUNITY

kazuhiro watanabe400

Super Ninja Robot Space Race Carts

AndroidiOSUnity

IAP Extension

ConfigProductTransaction

Details

PayPal client_id

PayPal secret

☒ Enable Debugging

PayPal sandbox client_id

PayPal sandbox secret

Alipay seller_id

Alipay partner id

Alipay rsa signature

Alipay public key

Currency

US

* This will apply to all products for the current app.

Cancel

Save

#000033

#727B84

#727B84

#EBEFF2

#A1AAAF

#0099FF

5. In App Purchase - Manage Product

[illegible]

6. In App Purchase - Edit Product Details

The image is a screenshot of the Kii IAP Extension web application. At the top, there is a dark blue header with the Kii logo and navigation links: APPS, DOWNLOADS, TUTORIAL, DOCUMENTATION, and COMMUNITY. On the right of the header is a user profile icon and the name 'kazuhiro watanabe400'. Below the header, the main content area is titled 'Super Ninja Robot Space Race Carts' and includes icons for Android, iOS, and Unity. A sidebar on the left contains various icons for navigation. The main content area has a tabbed interface with 'IAP Extension' selected, and sub-tabs for 'Config', 'Product', and 'Transaction'. The 'Product' tab is active, showing a 'Details' section. This section includes a search bar with 'Product ID' and a 'Search' button, and a '+ Add product' button. Below this is a table with columns: ID, Name, Description, Category, New, Recommended, (\$ Price, Valid, Consumable, and Modified Date. The table contains three rows of data, all with ID 4334 and Name 'Book'. The third row is highlighted in blue. Below the table, there is a 'Custom Attributes' section with a key-value pair '#EBEFF2'. To the right of the table is a 'Product Details' form with fields for Name, Description, Category, Currency (set to US), Price, and PayPal sandbox secret. There are also checkboxes for 'New', 'Recommended', 'Consumable', and 'Valid'. To the right of the form is a 'Thumbnail' upload section with a 'Choose File' button, a 'No file chosen' message, an 'Upload' button, and 'Cancel', 'Delete', and 'Save' buttons at the bottom. The bottom of the page features a decorative zigzag pattern.

7. In App Purchase - Edit Product Details with JSON

Kii

APPSDOWNLOADSTUTORIALDOCUMENTATIONCOMMUNITY

kazuhiro watanabe400

Super Ninja Robot Space Race Carts

AndroidiOSUnity

IAP Extension

ConfigProductTransaction

Details

Product IDSearchAdd product

ID	Name	Description	Category	New	Recommended	(\$)	Price	Valid	Consumable	Modified Date
4334	Book	Successful Man	PDF	1	1	20	1	0	25 March 12:34	
4334	Book	Successful Man	PDF	1	1	20	1	0	25 March 12:34	
4334	Book	Successful Man	PDF	1	1	20	1	0	25 March 12:34	

Custom Attributes#727B83

Code

1

2

3

4

5

6

7

8

9

10

11

12

13

14

#FFFFCC

#D7EDFF

CancelDeleteUpdate

8 In App Purchase - Transaction Management

[illegible]

9 In App Purchase - Transaction Edit

Kii

APPSDOWNLOADSTUTORIALDOCUMENTATIONCOMMUNITY

kazuhiro watanabe400

Super Ninja Robot Space Race Carts

IAP Extension

Config

Product

Transaction

Management

Txn ID

From 01-01-2008

To 01-01-2008

☒ Valid

Txn Completed

Payment Completed

User ID

Search

TXN ID	Product ID	Product Name	User ID	Provider	Txn Status	Payment Status	Txn Created	Txn Updated	Payment Done
343321	34	Rapid File	342343	Alipay	Pending	Pending	26-03-2014 1:24:00	0	0
343321	34	Rapid File	342343	Alipay	Pending	Pending	26-03-2014 1:24:00	0	0

Transaction ID

343321

Transaction Created

26-03-2014 1:24:00

Payment Method

343321

Product ID

34

Transaction Update

0

Payment ID

34

Product Name

Rapid File

Transaction Status

Pending

Payment Type

Rapid File

Payment Status

Pending

Cancel

Delete

Save