



Intel® Download Center

WIREFRAMES Download Center v2
6-14-11

razorfish.

Work Play Support About Intel Change Location Search

Out with the old driver.
In with the new.
Automatically scan your system for up-to-date drivers
and install them quickly. It's safe and easy to do.
Run Intel® Driver Update Utility

Home > Download Center

Download Center

Find drivers, BIOS, utilities, firmware, patches, updates, plug-ins and other support software.

Search downloads

Enter product name or keyword Search downloads

Select a language
English

Find downloads by product name

Active Products Discontinued Products

Select a product family

Chipsets
Desktop Boards
Desktop Platforms
Embedded Components and Flash Memory
Ethernet Components
Graphics

Select a product line

Select an item from previous column

Select a product name

Top recommended downloads

[Intel® Graphics Media Accelerator Driver](#)
[Update Intel® Wireless Adapters](#)
[Update Intel® Wired Networking Drivers](#)
[Intel® Processor Identification Utility — Windows* Version](#)

Automatically find drivers
Run Intel® driver update utility

Support videos

Navigating Intel Download Center

by channelintel

Technical Support - Beyond Downloads

[Intel Product Information and Specifications](#)
[Intel Support FAQs](#)
[Intel® Desktop Board Support](#)
[Older Intel® Graphics Controllers and Microsoft Windows 7*](#)
[Graphics & Video Troubleshooting Wizard](#)
[Intel® Chipset Software Support](#)
[Intel® Rapid Storage Technology \(RAID\) Support](#)
[Intel Wireless Support](#)
[Intel® Support Community](#)

Site Map RSS Jobs Investor Relations Press Room Contact Us

Terms of Use *Trademarks Privacy ©Intel Corporation

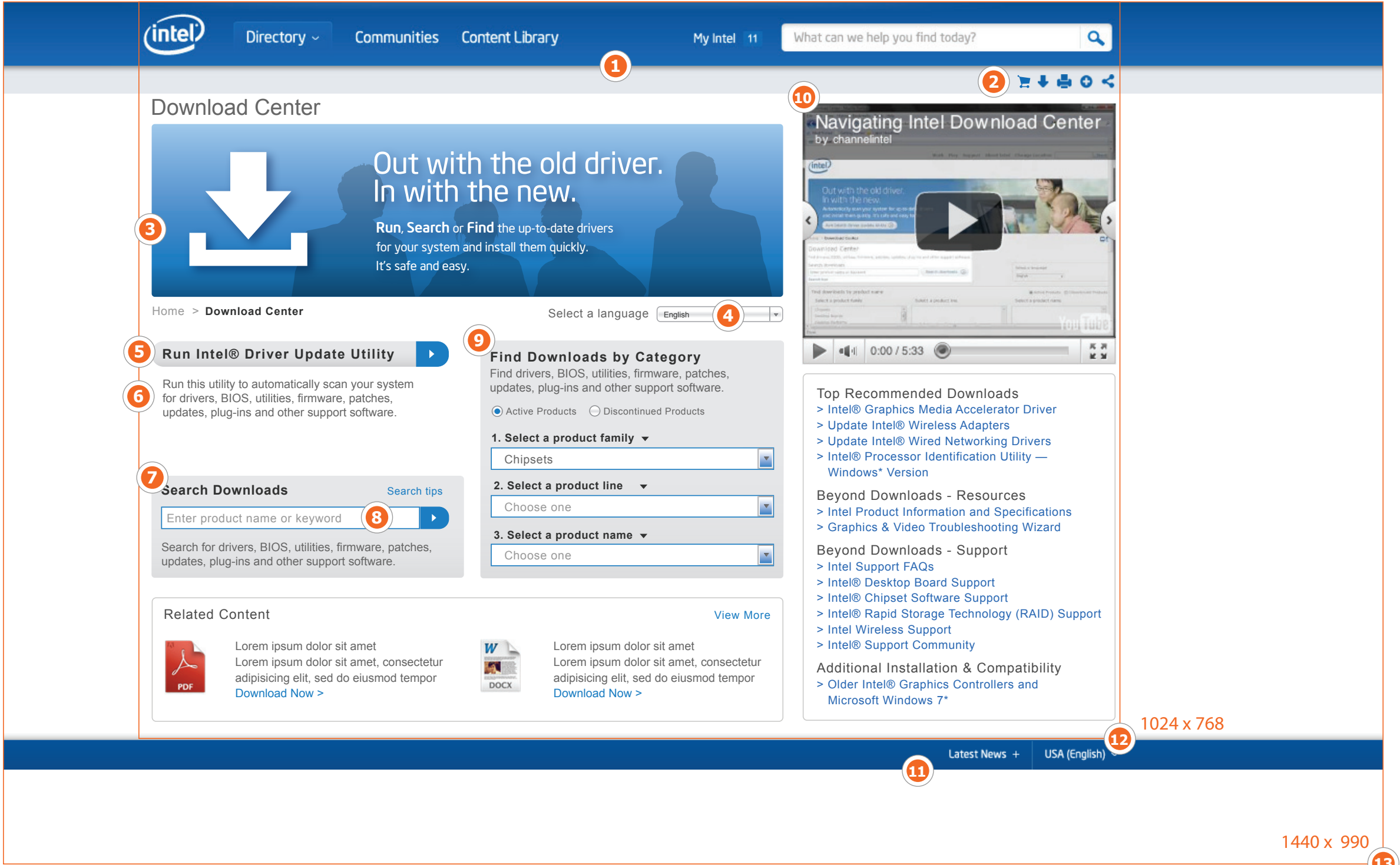
- Current Download Center page
- 1

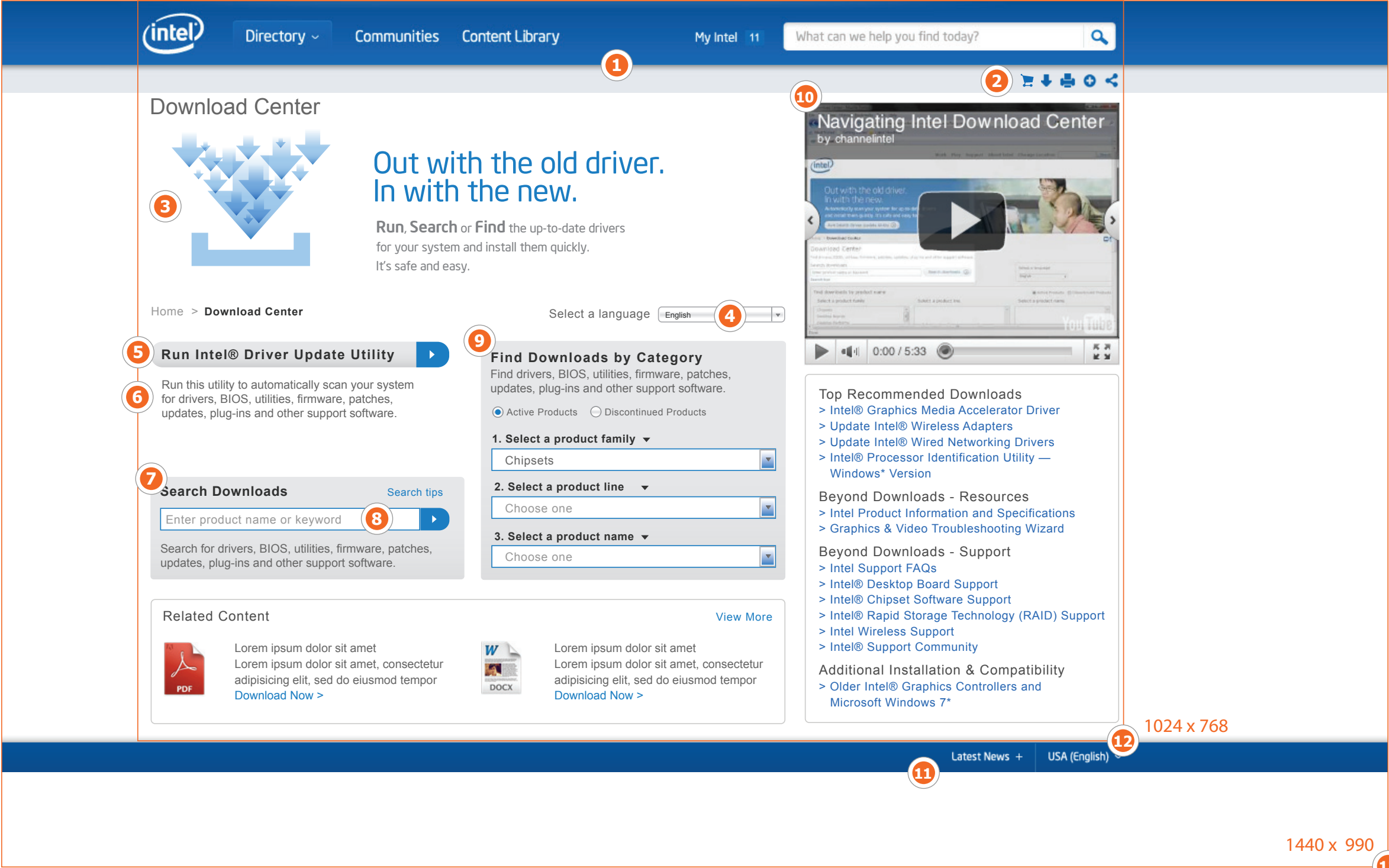
1024 x 768 resolution.
- 2

1440 x 990 resolution.

1024 x 768

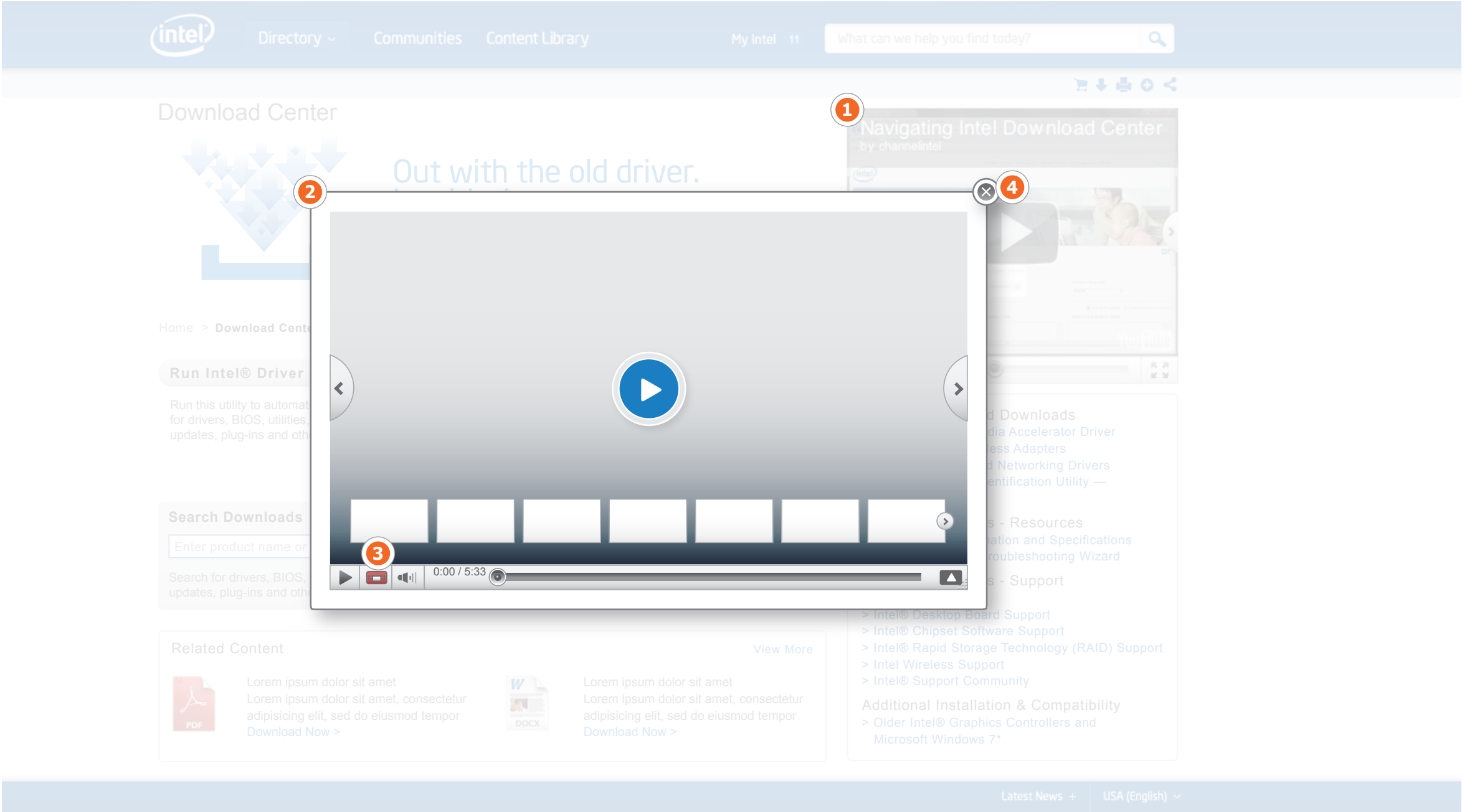
1440 x 990





Download Center page

- 1 Updated **section header** to the new re-imagine system.
- 2 Icon placement for other functions such as: **cart** (new icon), **download**, **print**, **save**, **email/share**.
- 3 Removed the **marquee** window, kept the message and added a new image.
- 4 Moved the **language selector** below the marquee.
- 5 Pulled the **Intel Driver Update Utility** button out of the marquee, header color was revised to a hex color # 333333, changed to bold with beginning upper case letters. The background has been updated with a grey gradation to increase the scannability and encouraging a user's engagement.
- 6 Moved the description copy below the Driver Update Utility button.
- 7 The **Search Downloads** header color was revised to a hex color # 333333, changed to bold with beginning upper case letters. The background has been updated with a grey gradation to increase the scannability and encouraging a user's engagement.
- 8 Decreased the **Search Downloads** field width. Corrected the button to reflect the current search CTA. Moved **Search tips** to the right.
- 9 The **Find Downloads by Category** header color was revised to a hex color # 333333, changed to bold with beginning upper case letters. The background has been updated with a grey gradation to increase the scannability and encouraging a user's engagement. Revised the single select boxes drop down menus. Added sequential numbering to the steps. The user can select, type in to select or pull down to their product family to download. (Note: needs a Javascript change to the front end. We are proposing each item be displayed using **SELECT > OPTION**. The change event handler would need to be placed on the **SELECT**, and the value would be the **OPTION** with the corresponding selected index.)
- 10 Promoted **Support Videos** to top of the stacked modules and placed in the right side bar. Removed the grey separator line and decreased the height.
- 11 Updated **footer** to the new re-imagine system.
- 12 1024 x 768 resolution.
- 13 1440 x 990 resolution.



Modal Window

- 1 The user clicks on the video to trigger the modal window. (Note: YouTube video player size opens to a 640 x 385 pixels size)
- 2 The modal window allows the user to cycle through the all supporting videos to view.
- 3 A toggle allows video thumbnails in a carousel to display/hide.
- 4 Click to close the modal window.